

**TECHNICAL MANUAL**

**UNIT, DIRECT SUPPORT, AND GENERAL SUPPORT  
MAINTENANCE REPAIR PARTS AND SPECIAL TOOLS LIST  
FOR**

**BARGE, DECK OR LIQUID CARGO, NON-  
PROPELLED, STEEL, 120 FEET, DESIGN 231B  
NSN 1930-00-375-2972**

**Approved for public release; Distribution is unlimited**

**\*This manual supersedes TM 55-1930-202-24P, 13 June 1984 including all changes**

---

**HEADQUARTERS, DEPARTMENT OF THE ARMY  
10 JANUARY 1991**

TECHNICAL MANUAL  
NO. 55-1930-202-24P

HEADQUARTERS  
DEPARTMENT OF THE ARMY  
WASHINGTON, D.C., 10 January 1991

Unit, Direct Support and General Support Maintenance  
Repair Parts and Special Tools List

**BARGE, DECK OR LIQUID CARGO, NON-  
PROPELLED, STEEL, 120 FEET, DESIGN  
231 B, NSN 1930-00-375-2972**

Current as of 14 November 1990

Approved for public release; Distribution is unlimited.

**REPORTING ERRORS AND RECOMMENDING IMPROVEMENTS**  
You can help improve this manual. If you find any mistakes or if you know of a way to improve the procedures, please let us know. Mail your letter, DA Form 2028 (Recommended Changes to Publications and Blank Forms), or DA Form 2028-2 located in the back of this manual directly to: US Army Troop Support Command, ATTN: AMSTR-MMTS, 4300 Goodfellow Blvd., St. Louis, MO 63120-1798. A reply will be furnished to you.

**TABLE OF CONTENTS**

	Page	Illust/ Figure
Section I. Introduction .....	1	
Section II. Repair Parts List .....	1-1	
Group 01 Hull		
Ullage .....	1-1	1
Hatches .....	2-1	2
Pressure Relief Valve .....	3-1	3
Flame Screen .....	4-1	4
Ladders .....	5-1	5
Cleats and Bitts .....	6-1	6
Lash Rail .....	7-1	7
Chocks .....	8-1	8
Containment Trough .....	9-1	9
Engine Shutdown .....	10-1	10
Rub Rail .....	11-1	11
Group 02 Machinery House		
Exhaust Muffler .....	12-1	12
Exhaust Fan, Bilge .....	13-1	13
Fuel Tank .....	14-1	14
Group 03 Cargo Boom .....	15-1	15

\*This manual supersedes TM 55-1930-202-24P, June 1984, including all changes

TABLE OF CONTENTS (CONTINUED)

	Page	Illust/ Figure
Group 04 Deck Gear		
Anchor Windlass Davit .....	16-1	16
Bilge Pump .....	17-1	17
Bilge Piping .....	18-1	18
Group 05 Engine, Model 1043-7000 (refer to TM 5-2815-235-24P)		
Group 06 Power Take-Off (PTO)/Clutch		
Power Take-Off and Clutch.....	19-1	19
Group 07 Speed Reducer .....	20-1	20
Coupler.....	21-1	21
Universal Shaft Assembly.....	22-1	22
Group 08 Transfer Pump		
Pump.....	23-1	23
Relief Valve.....	24-1	24
Pressure Gage.....	25-1	25
Group 09 Oil/Water Separator (refer to TM 55-2090-201 -14&P)		
Group 10 Fuel/Water Separator (refer to TM 5-4330-234-14&P)		
Group 12 Transfer Piping		
Cargo Transfer Piping.....	26-1	26
Pump Room Piping.....	27-1	27
Deck Transfer Piping .....	28-1	28
Fuel Separator Outlet .....	29-1	29
Manifold Drain .....	30-1	30
Manifold .....	31-1	31
Valves .....	32-1	32
Hoses, Nozzles 33-1 33		
Fuel Oil Totalizer 34-1 34		
Section III. Special Tools List (Not Applicable)		
Section IV. National Stock Number Index .....	I-1	
Part Number Index.....	I-2	
Figure and Item Number Index .....	I-11	

**UNIT, DIRECT SUPPORT AND GENERAL  
SUPPORT MAINTENANCE REPAIR PARTS  
AND SPECIAL TOOLS LIST**

**SECTION I. INTRODUCTION**

**1. SCOPE.** This RPSTL lists and authorizes spares and repair parts; special tools; special test, measurement, and diagnostic equipment (TMDE); and other special support equipment required for performance of unit, direct support, and general support maintenance of the Liquid Cargo Barge, Design 231 B. It authorizes the requisitioning, issue, and disposition of spares, repair parts and special tools as indicated by the source, maintenance and recoverability (SMR) codes.

**2. GENERAL.** In addition to this section, Introduction, this Repair Parts and Special Tools List is divided into the following sections:

**a. Section II. Repair Parts List.** A list of spares and repair parts authorized by this RPSTL for use in the performance of maintenance. The list also includes parts which must be removed for replacement of the authorized parts. Parts lists are composed of functional groups in ascending alphanumeric sequence, with the parts in each group listed in ascending figure and item number sequence. Bulk materials are listed in item name sequence. Repair parts kits are listed separately in their own functional group within Section II. Repair parts for repairable special tools are also listed in this section. Items listed are shown on the associated illustration(s)/figure(s).

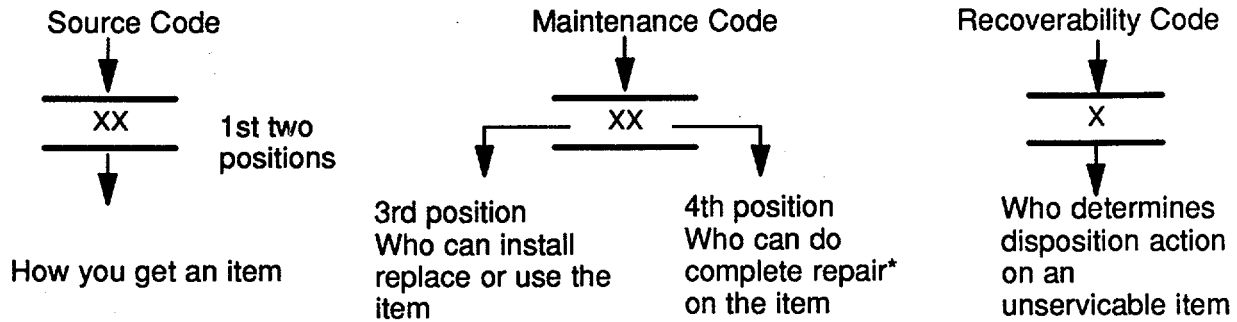
**b. Section III. Special Tools List.** A list of special tools, special TMDE, and other special support equipment authorized by this RPSTL (as indicated by Basis of Issue (BOI) information in DESCRIPTION AND USABLE ON CODE column) for the performance of maintenance.

**c. Section IV. Cross-references Indexes.** A list, in National Item Identification Number (NIIN) sequence, of all National stock numbered items appearing in the listing, followed by a list in alphanumeric sequence of all part numbers appearing in the listings. National stock numbers and part numbers are cross referenced to each illustration figure and item number appearance. The figure and item number index lists figure and item number in alphanumeric sequence and cross references NSN, CAGEC and part number.

**3. EXPLANATION OF COLUMNS (SECTIONS II AND III).**

**a. ITEM NO. (Column (1)).** Indicates the number used to identify items called out in the illustration.

**b. SMR Code (Column (2)).** The Source, Maintenance, and Recoverability (SMR) code is a 5-position code containing supply/requisitioning information, maintenance category authorization criteria, and disposition instruction, as shown in the following breakout:



\*Complete Repair: Maintenance capacity, capability, and authority to perform all corrective maintenance tasks of the "Repair" function in a use/user environment in order to restore serviceability to a failed item.

**(1) Source Code.** The source code tells you how to get an item needed for maintenance, repair, or overhaul of an end item/equipment. Explanations of source codes follows:

Code	Explanation
PA	Stocked items; use the applicable NSN to request/requisition items with these source codes. They are authorized to the category indicated by the code entered in the 3rd position of the SMR code.
PB	
PC**	
PD	
PE	
PF	**NOTE: Items coded PC are subject to deterioration.
PG	
KD	Items with these codes are not to be requested/requisitioned individually. They are part of a kit which is authorized to the maintenance category indicated in the 3rd position of the SMR code. The complete kit must be requisitioned and applied.
KF	
KB	

Code	Explanation
MO - (Made at org AVUM Level)	Items with these codes are not to be requested/requisitioned individually. They must be made from bulk material which is identified by the part number in the DESCRIPTION and USABLE ON CODE (UOC) column. and listed in the Bulk Material group of the repair parts list in this RPSTL. If the item is authorized to you by the 3rd position code of the SMR code, but the source code indicates it is made at a higher level, order the item from the higher level of maintenance
MF - (Made at DS/AVUM Level)	
MH - (Made at GS Level)	
ML - (Made at Specialized Repair Activity (SRA)).	
MD - (Made at Depot)	

Code	}	Explanation
AO— Assembled by org/AVUM, Level)	}	Items with these codes are not to be requested/ requisitioned individually. The parts that make up the assembled item must be requisitioned or fabricated and assembled at the level of maintenance indicated by the source code. If the 3rd position code of the SMR code authorizes you to replace the item, but the source code indicates the items are assembled at a higher level, order the item from the higher level of maintenance.
AF— (Assembled by DS/AVIM		
AH— (Assembled by DSI/AVIM		
AL— (Assembled by GS		
AD— (Assembled by)GS Category)		
AL— Assembled by SRA)		
AD— Assembled by Depot)		

Code	Explanation
XA—	Do not requisition "XA" -coded item. Order its next higher assembly. (Also, refer to the NOTE below.)
XB—	If an "XB" item is not available from salvage, order it using the CAGEC and part number given.
XC—	Installation drawing, diagram, instruction sheet, field service drawing, that is identified by Reciprocating Compressor manufacturer's part number.
XD—	Item is not stocked. Order an "XD" -coded item through normal supply channels using the CAGEC and part number given if no NSN is available.

**NOTE**

Cannibalization or controlled exchange, when authorized, may be used as a source of supply for items with the above source codes, except for those source coded "XA" or those aircraft support items restricted by requirements of AR 750-1.

**(2) Maintenance Code.** Maintenance codes tells you the level(s) of maintenance authorized to USE and REPAIR support items. The maintenance codes are entered in the third and fourth positions of the SMR code as follows:

**(a)** The maintenance code entered in the third position tells you the lowest maintenance level authorized to remove, replace, and use an item. The maintenance code entered in the third position will indicate authorization to one of the following levels of maintenance.

Code	Application/Explanation
C -	Crew or operator maintenance done within organizational or aviation unit maintenance.
O -	Organizational or aviation unit category can remove, replace, and use the item.
F -	Direct support or aviation intermediate level can remove, replace, and use the item.
H -	General support level can remove, replace, and use the item.
L -	Specialized repair activity can remove, replace, and use the item.

D — Depot level can remove, replace, and use the item.

**(b)** The maintenance code entered in the fourth position tells whether or not the item is to be repaired and identifies the lowest maintenance level with the capability to do complete repair (i.e., perform all authorized repair functions.) NOTE: Some limited repair may be done on the item at a lower level of maintenance, if authorized by the Maintenance Allocation Chart (MAC) and SMR codes. This position will contain one of the following maintenance codes.

Code	Application/Explanation
O —	Organizational or (aviation unit) is the lowest level that can do complete repair of the item.
F —	Direct support or aviation intermediate is the lowest level that can do complete repair of the item.
H —	General Support is the lowest level that can do complete repair of the item.
L —	Specialized repair activity is the lowest level that can do complete repair of the item.
D —	Depot is the lowest level that can do complete repair of the item.
Z —	Nonreparable. No repair is authorized.
B —	No repair is authorized. (No parts or special tools are authorized for the maintenance of a "B" coded item). However, the item may be reconditioned by adjusting, lubricating, etc., at the user level.

**(3) Recoverability Code.** Recoverability codes are assigned to items to indicate the disposition action on unserviceable items. The recoverability code is entered in the fifth position of the SMR Code as follows:

Recoverability Codes	Application/Explanation
Z —	Nonreparable item. When unserviceable, condemn and dispose of the item at the level of maintenance shown in 3d position of SMR Code.
O —	Reparable item. When not economically repairable, condemn and dispose of the item at organizational or aviation unit level
F —	Reparable item. When uneconomically repairable, condemn and dispose of the item at the direct support or aviation intermediate level
H —	Reparable item. When uneconomically repairable, condemn and dispose of the item at the general support level.
D —	Reparable item. When beyond lower level repair capability, return to depot. Condemnation and disposal of item not authorized below depot level.

L — Repairable item. Condemnation and disposal not authorized below specialized repair activity (SRA).

A — Item requires special handling or condemnation procedures because of specific reasons (e.g., precious metal content, high dollar value, critical material, or hazardous material). Refer to appropriate manuals/directives for specific instructions.

**c. CAGEC (Column (3)).** The Commercial and Government Entity Code (CAGEC) is a 5-digit numeric code which is used to identify the manufacturer, distributor, or Government agency, etc., that supplies the item.

**d. PART NUMBER (Column (4)).** Indicates the primary number used by the manufacturer, (individual, company, firm, corporation, or Government activity), which controls the design and characteristics of the item by means of its engineering drawings, specifications standards, and inspection requirements to identify an item or range of items.

**NOTE**

When you use an NSN to requisition an item, the item you receive may have a different part number from the part ordered.

**e. DESCRIPTION AND USABLE ON CODE (UOC) (Column (5)).** This column includes the following information:

- (1) The Federal item name and, when required, a minimum description to identify the item.
- (2) The physical security classification of the item is indicated by the parenthetical entry, e.g., Phy Sec C1 Confidential, Phy Sec C1 (S) - Secret, Phy Sec C1 (T) - Top Secret.
- (3) Items that are included in kits and sets are listed below the name of the kit or set.
- (4) Spare/repair parts that make up an assembled item are listed immediately following the assembled item line entry.
- (5) Part numbers for bulk materials are referenced in this column in the line item entry for the item to be manufactured/fabricated.
- (6) When the item is not used with all serial numbers of the same model, the effective serial numbers are shown on the last line(s) of the description (before UOC).
- (7) The usable on code, when applicable (see paragraph 5, Special Information).
- (8) In the Special Tools List section, the basis of issue (BOI) appears as the last line(s) in the entry for each special tool, special TMDE, and other special support equipment. When density of equipments supported exceeds density spread indicated in the basis of issue, the total authorization is increased proportionately.
- (9) The statement "END OF FIGURE" appears just below the last item description in Column 5 for a given figure in both Section II and Section III.



(10) The indenture, shown as dots appearing before the repair part, indicates that the item is a repair part of the next higher assembly.

f. **QTY (Column (6)).** The QTY (quantity per figure column) indicates the quantity of the item used in the breakout shown on the illustration figure, which is prepared for a functional group, subfunctional group, or an assembly. A "V" appearing in this column in lieu of a quantity indicates that the quantity is variable and may vary from application to application.

**4. EXPLANATION OF COLUMNS (SECTION IV).**

**a. NATIONAL STOCK NUMBER (NSN) INDEX.**

(1) **STOCK NUMBER column.** This column lists the NSN by National item identification number (NIIN) sequence. The NIIN consists of the last nine digits of the NSN, i.e.

NSN
<hr style="width: 100%; border: 0.5px solid black;"/>
5305-01-574-1467
NIIN

When using this column to locate an item, ignore the first 4 digits of the NSN. However, the complete NSN should be used when ordering items by stock number.

(2) **FIG. column.** This column lists the number of the figure where the item is identified/located. The figures are in numerical order in Section II and Section III.

(3) **ITEM column.** The item number identifies the item associated with the figure listed in the adjacent FIG. column. This item is also identified by the NSN listed on the same line.

**b. PART NUMBER INDEX.** Part numbers in this index are listed by part number in ascending alphanumeric sequence (i.e., vertical arrangement of letter and number combination which places the first letter or digit of each group in order A through Z, followed by the numbers 0 through 9 and each following letter or digit in like order).

(1) **CAGEC column.** The Commercial and Government Entity Code (CAGEC) is a 5-digit numeric code used to identify the manufacturer, distributor, or Government agency, etc., that supplies the item.

(2) **PART NUMBER column.** Indicates the primary number used by the manufacturer (individual, firm, corporation, or Government activity), which controls the design and characteristics of the item by means of its engineering drawings, specifications standards, and inspection requirements to identify an item or range of items.

(3) **STOCK NUMBER column.** This column lists the NSN for the associated part number and manufacturer identified in the PART NUMBER and CAGEC columns to the left.

(4) **FIG. column.** This column lists the number of the figure where the item is identified/located in Sections II and III.

(5) **ITEM column.** The item number is that number assigned to the item as it appears in the figure referenced in adjacent figure number column.

**c. FIGURE AND ITEM NUMBER INDEX.**

**(1) FIG. column.** This column lists the number of the figure where the item is identified/located in Section II and III.

**(2) ITEM column.** The item number is that number assigned to the item as it appears in the figure referenced in the adjacent figure number column.

**(3) STOCK NUMBER column.** This column lists the NSN for the item

**(4) CAGEC column.** The Commercial and Government Entity Code (CAGEC) is a 5-digit numeric code used to identify the manufacturer, distributor, or Government agency, etc., that supplies the item.

**(5) PART NUMBER column.** Indicates the primary number used by the manufacturer (individual, firm, corporation, or Government activity), which controls the design and characteristics of the item by means of its engineering drawings, specifications standards, and inspection requirements to identify an item or range of items.

**5. SPECIAL INFORMATION.**

**a. USABLE ON CODE.** The usable on code appears in the lower corner of the Description column heading. Usable on codes are shown as "UOC: "in the Description Column justified left) on the last line applicable item description/nomenclature. Uncoded items are applicable to all models.

**b. ASSOCIATED PUBLICATIONS.** The publications listed below pertains to the Liquid Cargo Barge, Design 231 B and its components.

Publication	Short Title
TM 55-1930-202-24	Maintenance Manual, Liquid Cargo Barge, Design 231B
TM 5-2815-235-24	Maintenance Manual, Detroit Diesel In-Line 71 Engines
TM 5-2815-235-24P	Parts Manual, Detroit Diesel In-Line 71 Engines
TM 5-4330-234-13&P	Maintenance and Parts, Filter/Separator, Liquid Fuel
TM 55-2090-201-14&P	Maintenance and Parts, Oil-Water Separator

**6. HOW TO LOCATE REPAIR PARTS.**

**a. When National Stock Number or Part Number is NOT Known.**

**(1) First.** Using the table of contents, determine the assembly group or subassembly group to which the item belongs. This is necessary since figures are prepared for assembly groups and subassembly groups, and listings are divided into the same groups.

**(2) Second.** Find the figure covering the assembly group or subassembly group to which the item belongs.

**(3) Third.** Identify the item on the figure and note the item number.

**(4) Fourth.** Refer to the Repair Parts List for the figure to find the part number for the item number noted on the figure.

**(5) Fifth.** Refer to the Part Number Index to find the NSN, if assigned.

**b. When National Stock Number or Part Number is Known.**

**(1) First.** Using the Index of National Stock Numbers and Part Numbers, find the pertinent National Stock Number or Part Number. The NSN index is in National Item Identification Number (NIIN) sequence (see c-4a.(1)). The part numbers in the Part Number index are listed in ascending alphanumeric sequence (see paragraph c-4.b). Both indexes cross-reference you to the illustration figure and item number of the item you are looking for.

**(2) Second.** After finding the figure and item number, verify that the item is the one you are looking for, then locate the item number in the repair parts list for the figure.

**7. ABBREVIATIONS.** Additional abbreviations used in this manual are listed in MIL-STD-12.

<b>Abbreviations</b>	<b>Explanation</b>	<b>Abbreviations</b>	<b>Explanation</b>
ASB	Asbestos	MACH	Machine
ASM	Assemble	MOD	Model
BLK	Black	MTG	Mounting
BRNZ	Bronze	NR	Number
BRTHR	Breather	O.S.	Otherwise Specified
BULKHD	Bulkhead	PKG	Package
CE	Commutator End	PLD	Plated
CYL	Cylinder	RECT	Rectifier
DE	Driver End	REL	Relative
DEV. L.	Developed Length	SCHED	Schedule
EXT	External	SL	Sea Level
FLGD	Flanged	SRE	Stator Rotor End
HD	Head	TERM	Terminal
HSE	Housing	THD	Threaded
INSUL	Insulation	WTR	Water

1  
2 THRU 7'

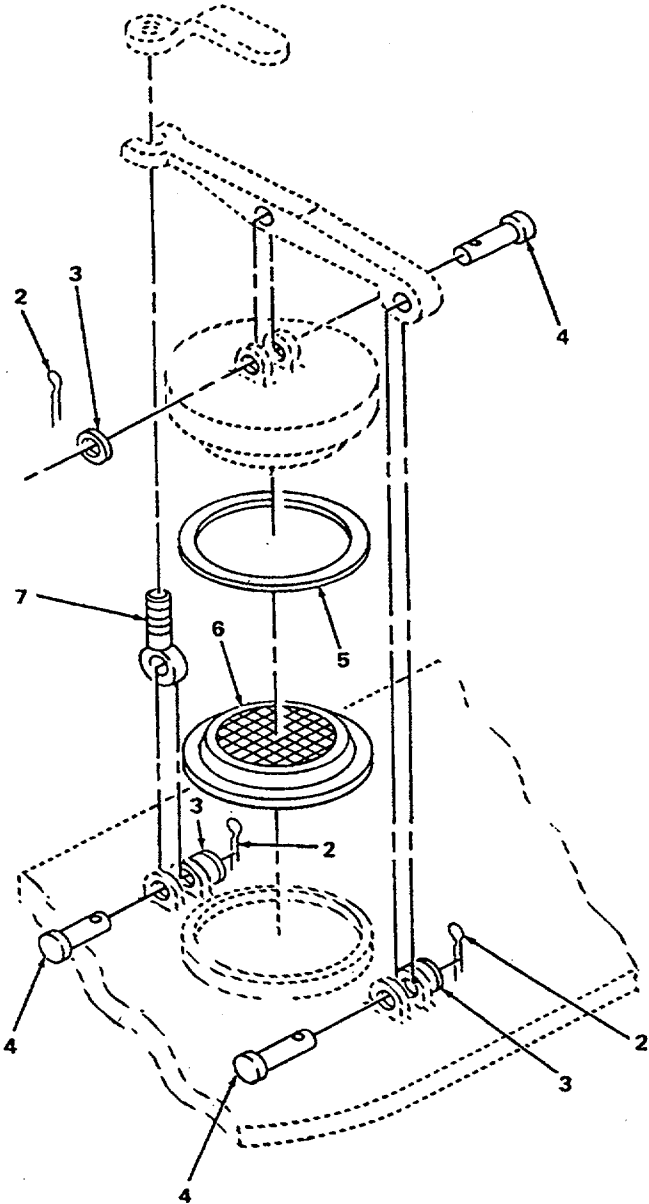
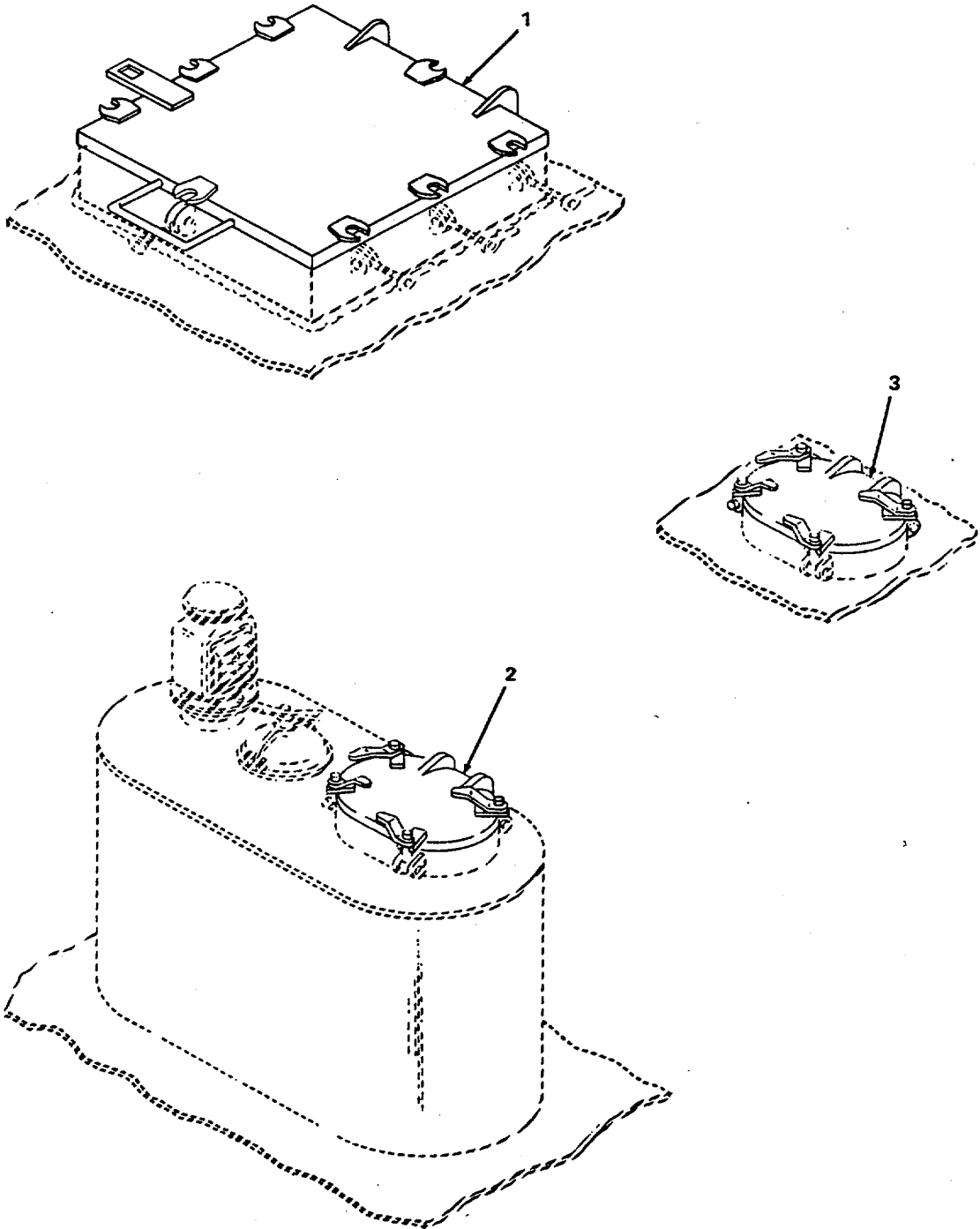


Figure 1. Ullage.

Figure 1. Ullage.

SECTION II			TM55-1930-202-24P		
(1) ITEM NO	(2) SMR CODE	(3) CAGE C	(4) PART NUMBER	(5) DESCRIPTION AND USABLE ON CODES (UOC)	(6) QTY
				GROUP 01 HULL	
				FIG. 1 ULLAGE	
1	XDCFF	97403	231B-7/2	ULLAGE PLATE ASSY	1
2	PAFZZ	96906	MS9245-31	.PIN,COTTER 1 1/4 IN L X 3/16 DIA	3
3	PAFZZ	96906	MS15795-818	.WASHER,FLAT 5/8 IN STEEL	3
4	PAFZZ	96906	MS20392-4C41	.PIN,STRAIGHT,HEADED 5/8 IN X 1 5/8 IN LONG	3
5	XDFZZ	97403	MILG23652	.GASKET,NEOPRENE 9 IN ID X 1/4 IN X 3/4 IN	1
6	XDFZZ	25547	U2503	.SCREEN,ULLAGE,30 X 30 MESH,BRNCE, 8 3/4 IN OD	1
7	XDFZZ	96906	MS27950-24	.BOLT,EYE ,3/4 IN X 6 IN L	1

END OF FIGURE



4791-002

Figure 2. Hatches.

SECTION II				TM55-1930-202-24P	
(1) ITEM NO	(2) SMR CODE	(3) CAGE C	(4) PART NUMBER	(5) DESCRIPTION AND USABLE ON CODES (UOC)	(6) QTY
				GROUP 01 HULL	
				FIG. 2 HATCHES	
1	XDCFF	05370	M13D	HATCH COVER,PUMP RO 30 IN X 36 IN, 8 DOG	1
2	XDCFF	05370	M13D	HATCH COVER,FUEL TA 4 DOG 25 1/2 IN X 17 1/2 IN	1
3	XDCFF	05370	M13D	HATCH COVER,FWD HOL WATERTIGHT, 4 DOG, LOCKING (FOR 15 IN X 23 IN MANHOLE)	1

END OF FIGURE

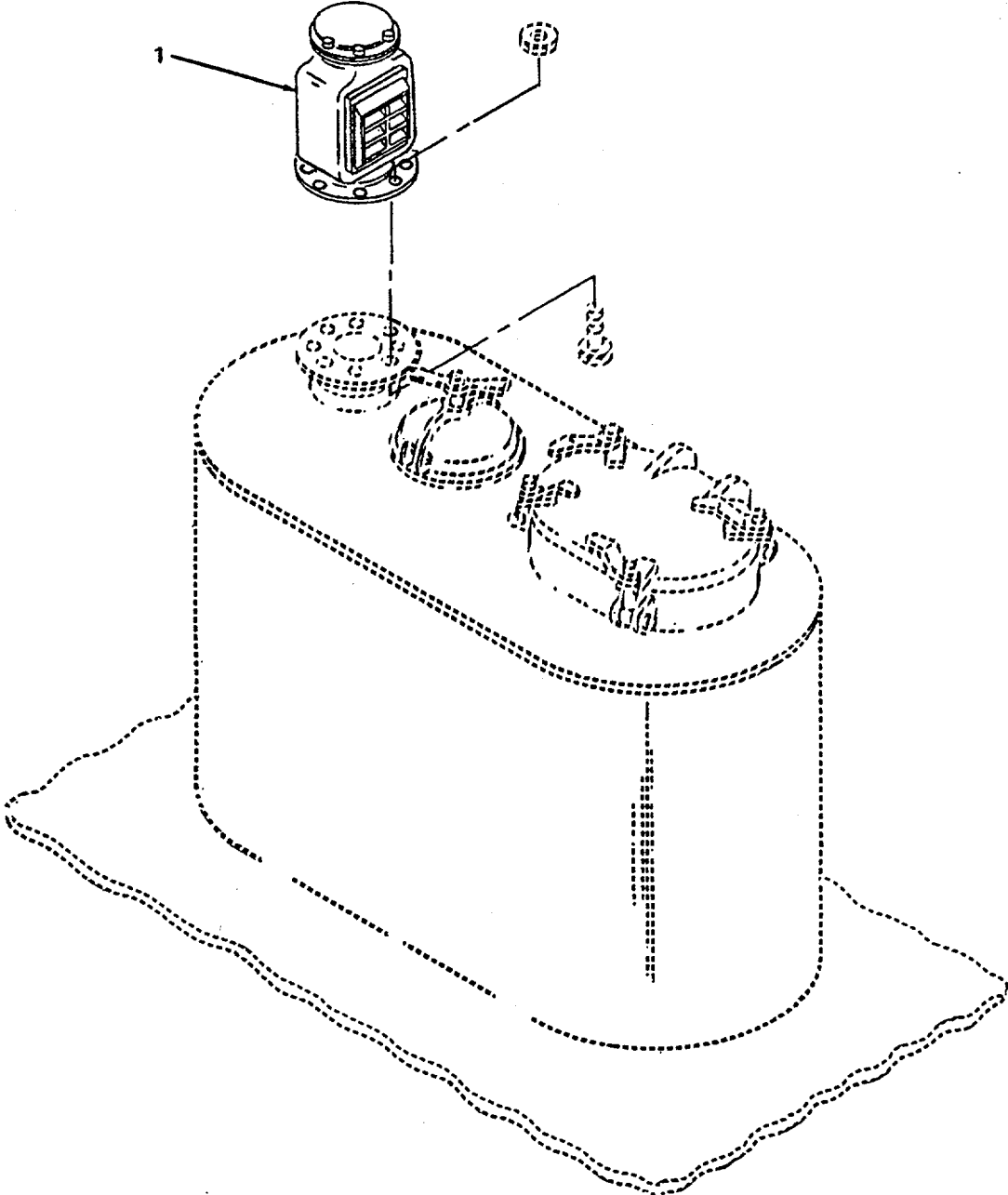


Figure 3. Pressure Relief Valve.



<b>SECTION II</b>					
(1) ITEM NO	(2) SMR CODE	(3) CAGE C	(4) PART NUMBER	(5) DESCRIPTION AND USABLE ON CODES (UOC)	(6) QTY
				GROUP 01 HULL	
				FIG. 3 PRESSURE VALVE	
1	XDFFF	73124	IF4-P3	VALVE, PRESSURE REL1 .....	1

END OF FIGURE

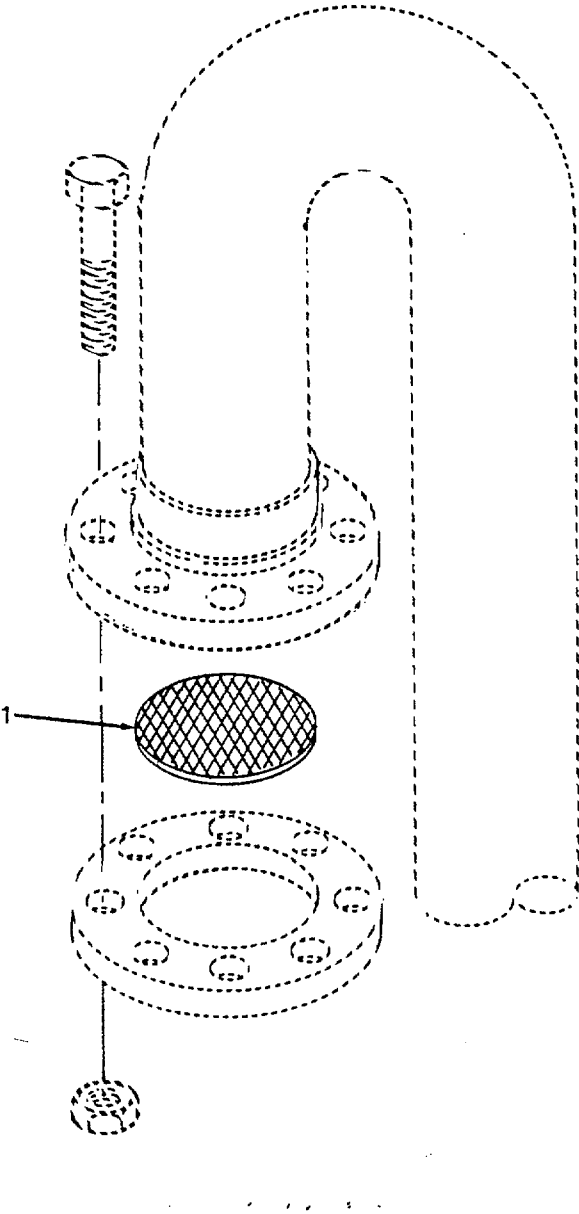


Figure 4. Flame Screen.

SECTION II					
(1) ITEM NO	(2) SMR CODE	(3) CAGE C	(4) PART NUMBER	(5) DESCRIPTION AND USABLE ON CODES (UOC)	(6) QTY
				GROUP 01 HULL	
				FIG. 4 FLAME SCREEN	
1	XDCZZ	25547	U2506F	SCREEN, FLAME, VENTIL 30-MESH 30 GA COPPER .....	1

END OF FIGURE

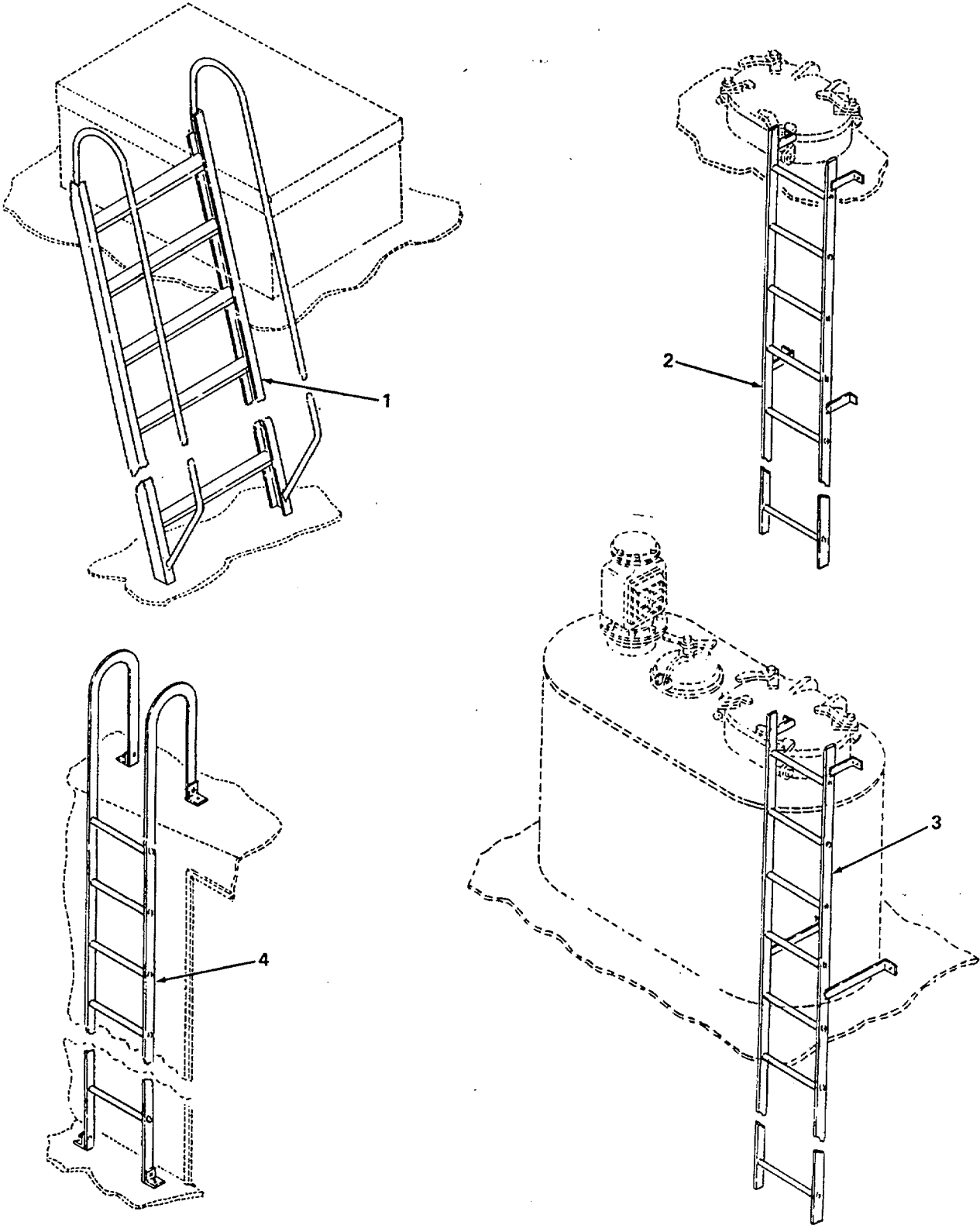


Figure 5. Ladders.

SECTION II					
(1) ITEM NO	(2) SMR CODE	(3) CAGE C	(4) PART NUMBER	(5) DESCRIPTION AND USABLE ON CODES (UOC)	(6) QTY
GROUP 01 HULL					
FIG. 5 LADDERS					
1	XDFZZ	81996	198869-2	.LADDER 1.....	1
2	XDFZZ	81996	198869-1	LADDER LADDER FOR ACCESS TO STORAGE HATCHES.....	1
3	XDFZZ	81996	193537-29	.LADDER.....	1
4	XDFZZ	81996	S1112 1300393	.LADDER LADDER TO ACCESS TOP OF MACHINERY HOUSE.....	1

END OF FIGURE

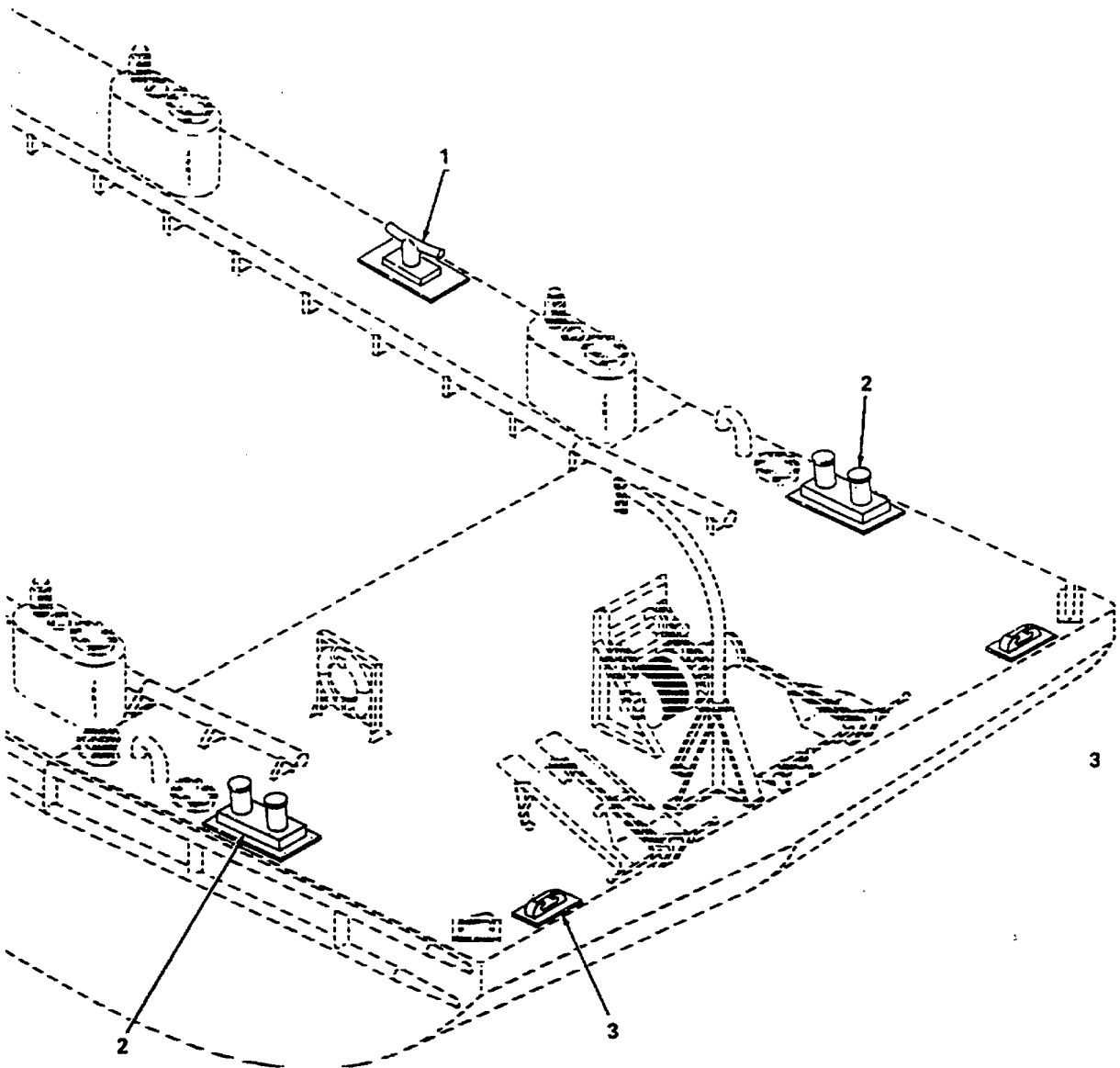


Figure 6. Cleats and Bitts.

**SECTION II**

(1) ITEM NO	(2) SMR CODE	(3) CAGE C	(4) PART NUMBER	(5) DESCRIPTION AND USABLE ON CODES (UOC)	(6) QTY
GROUP 01 HULL					
FIG. 6 CLEATS AND BITTS					
1	XDHZZ	97403	13205E6221-2	CLEAT, DECK, WITHOUT.....	1
2	XDHZZ	97403	H768-92	BITT, MOORING.....	1
3	XDHZZ	97403	H772	CHOCK, OPEN.....	2

END OF FIGURE

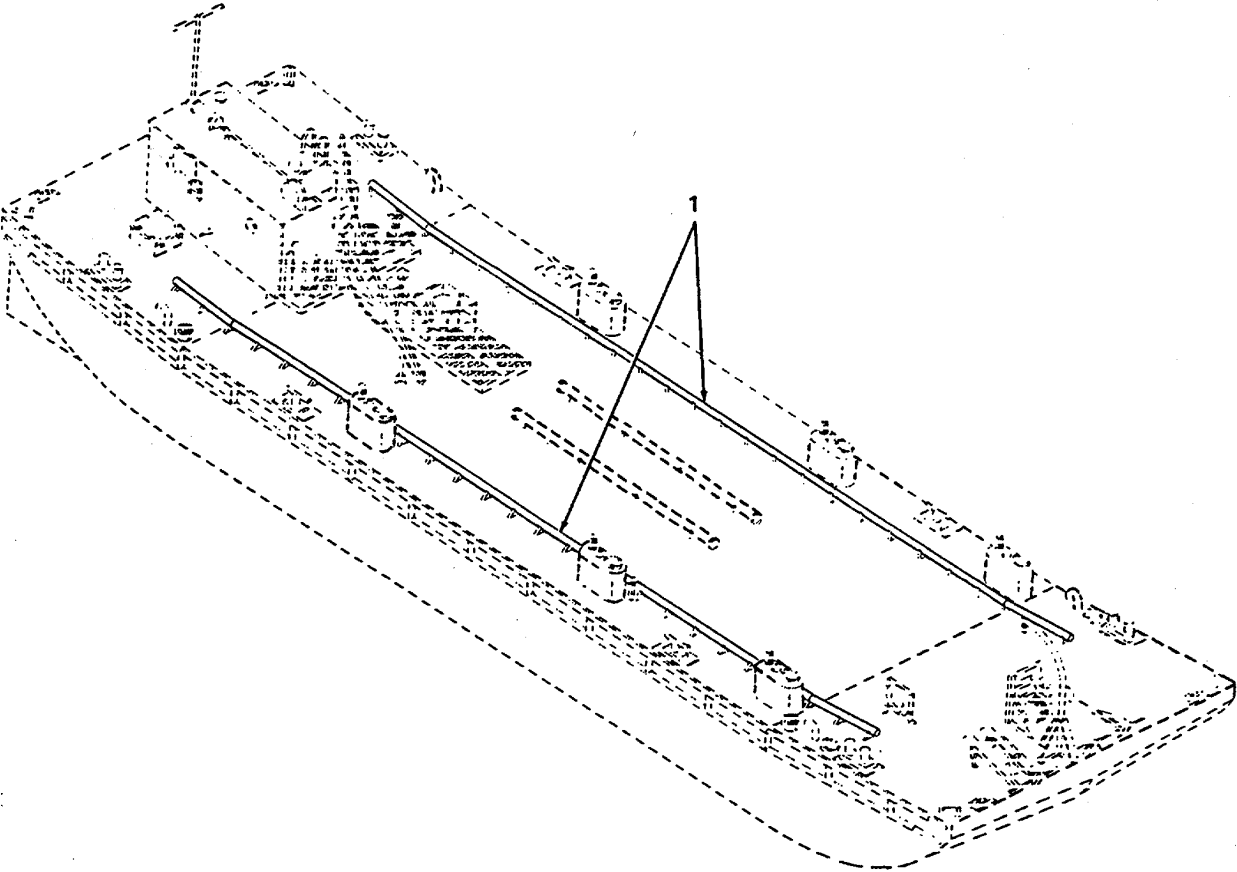


Figure 7. Lash Rail.



SECTION II

(1) ITEM NO	(2) SMR CODE	(3) CAGE C	(4) PART NUMBER	(5) DESCRIPTION AND USABLE ON CODES (UOC)	(6) QTY
				GROUP 01 HULL	
				FIG. 7 LASH RAIL	
1	XDFZZ	81996 2351	21X	.CARGO RAIL.....	1

END OF FIGURE

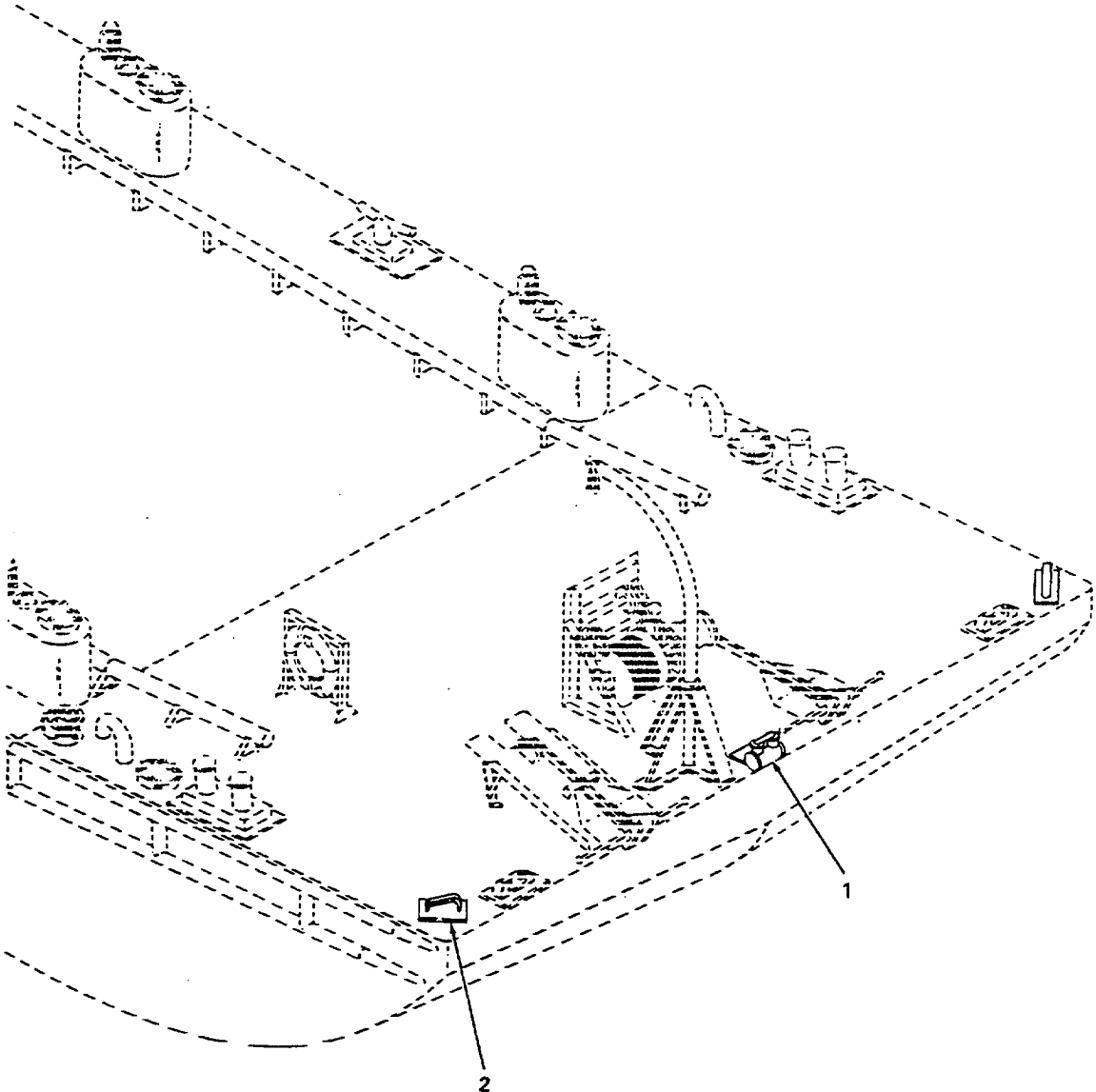


Figure 8. Chocks.

**SECTION II**

(1) ITEM NO	(2) SMR CODE	(3) CAGE C	(4) PART NUMBER	(5) DESCRIPTION AND USABLE ON CODES (UOC)	(6) QTY
				GROUP 01 HULL	
				FIG. 8 CHOCKS	
1	XDHHH	97403	B-2463	ROLLER CHOCK ASSY	1
2	XDHZZ	97403	231B-8	CHOCK, TOWING	1

END OF FIGURE

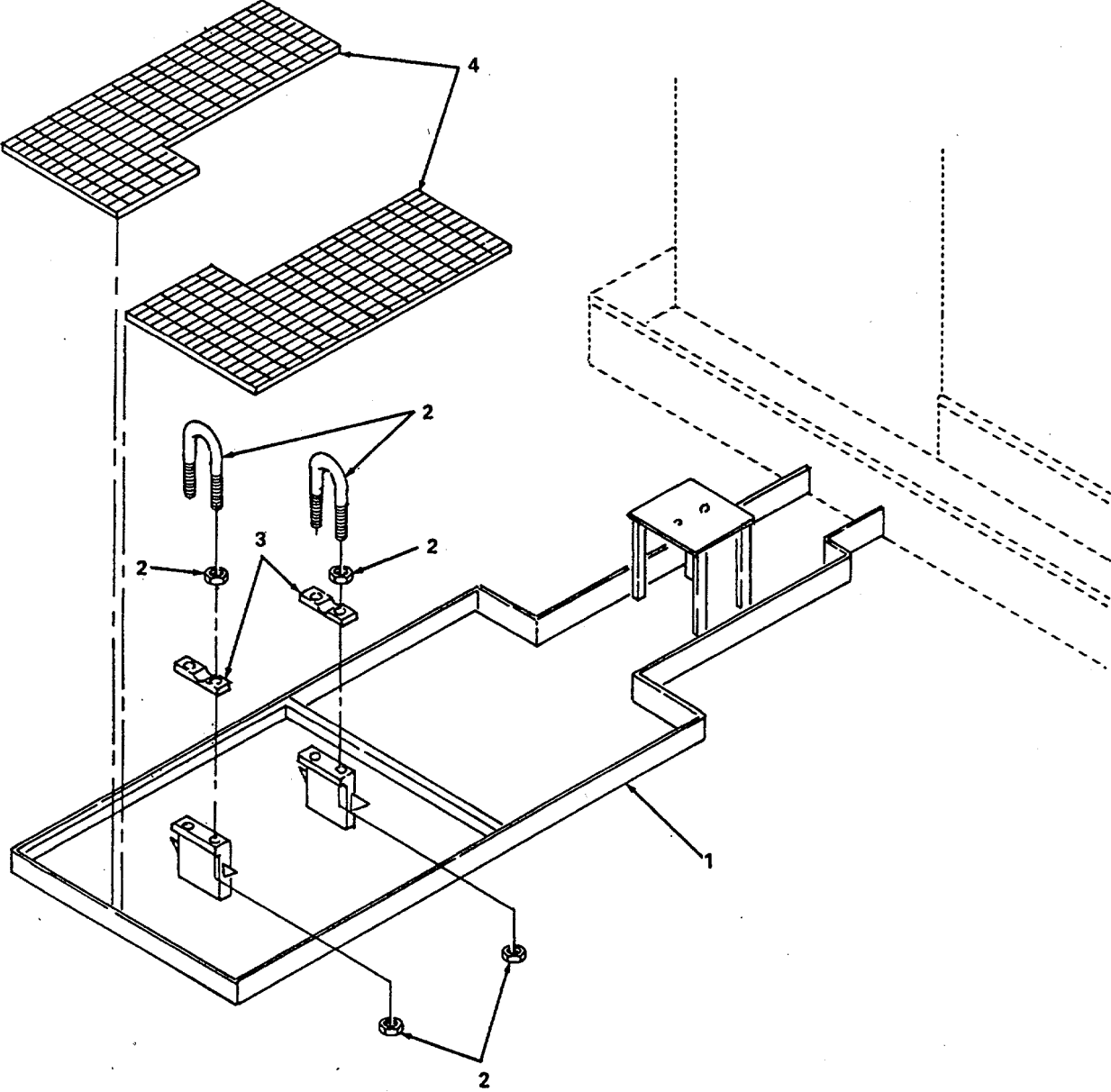


Figure 9. Containment Trough.

SECTION II

(1) ITEM NO	(2) SMR CODE	(3) CAGE C	(4) PART NUMBER	(5) DESCRIPTION AND USABLE ON CODES (UOC)	(6) QTY
				GROUP 01 HULL	
				FIG. 9 CONTAINMENT TROUGH	
1	XDHHD	97403	13222E5956	CONTAINMENT TROUGH .....	1
2	XDHZZ	53790	UBC114.0	.U-BOLT, TANKER CLAMP WITH NUT .....	2
3	XDHZZ	53790	RULI114.0-PP	.PAD, SLIDING, CONTAIN.....	2
4	XDHZZ	81349	MILG18014TYACLA	.GRATING, BAR TYPE .....	2

END OF FIGURE

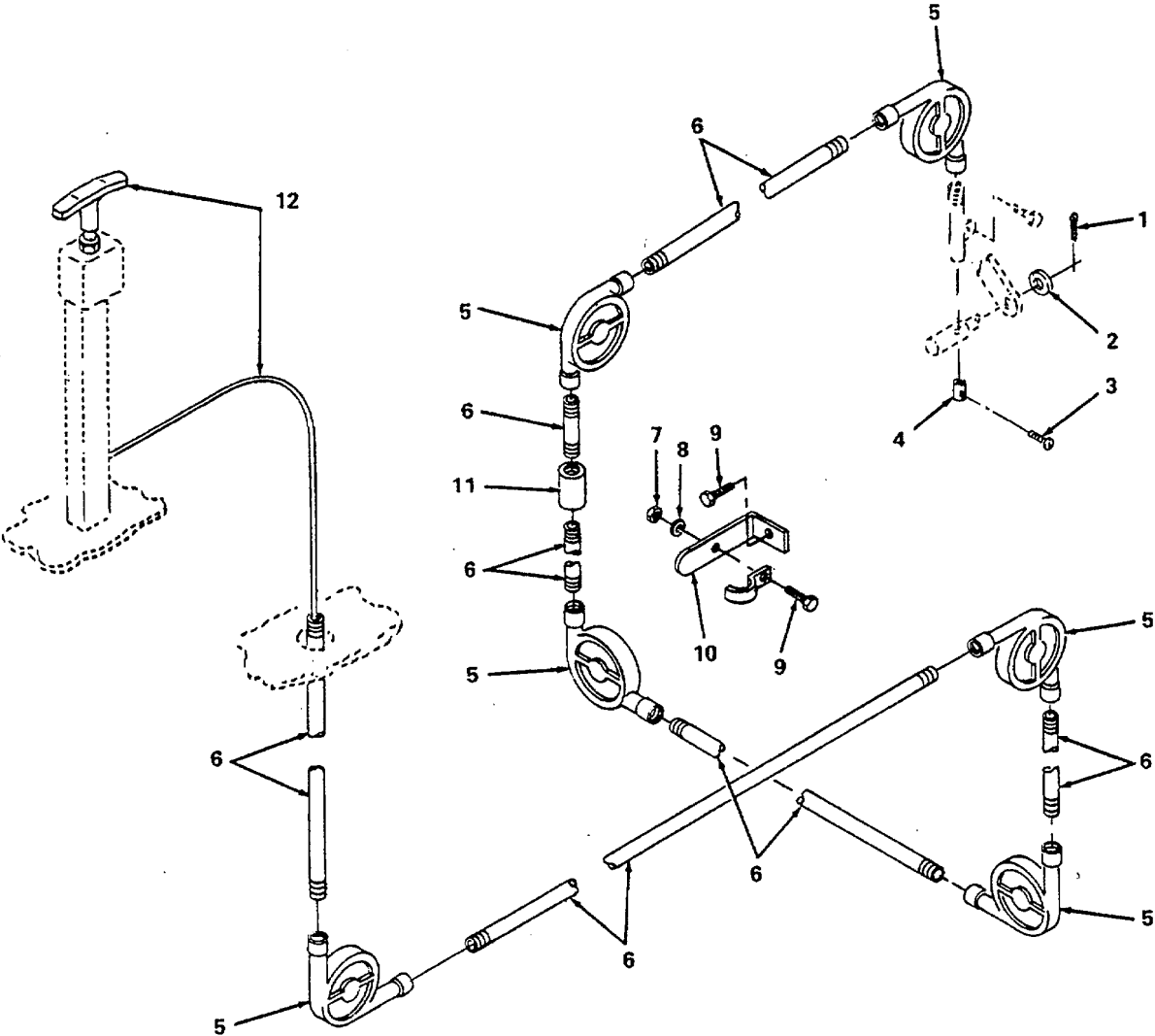


Figure 10. Engine Shutdown.

**SECTION II**

**TM 55-1930-202-24P**

(1) ITEM NO	(2) SMR CODE	(3) CAGEC	(4) PART NUMBER	(5) DESCRIPTION AND USABLE ON CODES(UOC)	(6) QTY
GROUP 01 HULL					
FIG. 10 ENGINE SHUTDOWN					
1	XDFZZ	81348	FFP386	.PIN,COTTER,REMOTE .....	1
2	PAFZZ	96906	7S21306-1	.WASHER,FLAT .....	1
3	XDFZZ	72582	140855	.SCREW .....	1
4	XDFZZ	72582	3796374	.NUT,PLAIN,ROUND.....	1
5	XDFZZ	33525	80308	.PULLEY,REMOTE ENGIN .....	7
6	XDFZZ	81346	ASTMA42375	.TUBING,REMOTE ENGIN 3/4 IN CRES .....	8
STEEL					
7	PAFZZ	96906	MS35691-1	.NUT,PLAIN,HEXAGON 1/4 IN.....	1
8	PAFZZ	96906	MS35338-139	.WASHER,LOCK 1/4 IN .....	2
9	XDFZZ	96906	MS35302-6	.SCREW,CAP,HEXAGON H 1/4 IN X 3/4 .....	2
IN L					
10	XDFZZ	80204	ANSIB31.1	.BRACKET,REMOTE ENGI (ATTACHED TO.....	1
PTO)					
11	XDFZZ	80204	ANSIA106	.COUPLING,REMOTE ENG 3/8 IN 2	
12	XDFZZ	33525	1590000420	.CABLE,REMOTE ENGIN 1/8 IN.....	1

END OF FIGURE

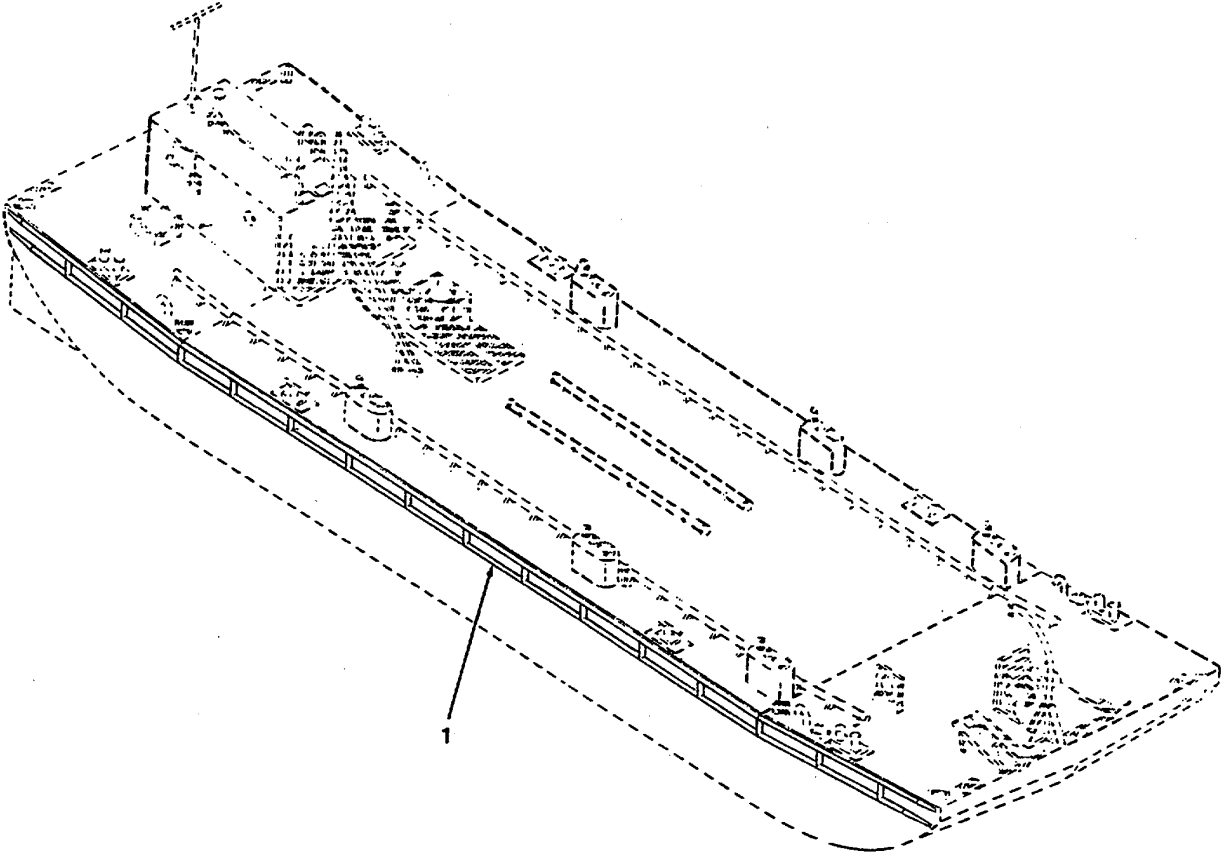


Figure 11. Rub Rail.



**SECTION II**

**TM 55-1930-202-24P**

(1) ITEM NO	(2) SMR CODE	(3) CAGEC	(4) PART NUMBER	(5) DESCRIPTION AND USABLE ON CODES(UOC)	(6) QTY
				GROUP 01 HULL	
				FIG. 11 RUB RAIL	
1	XDHZZ	97403	193540	RAILS, RUB .....	1

END OF FIGURE

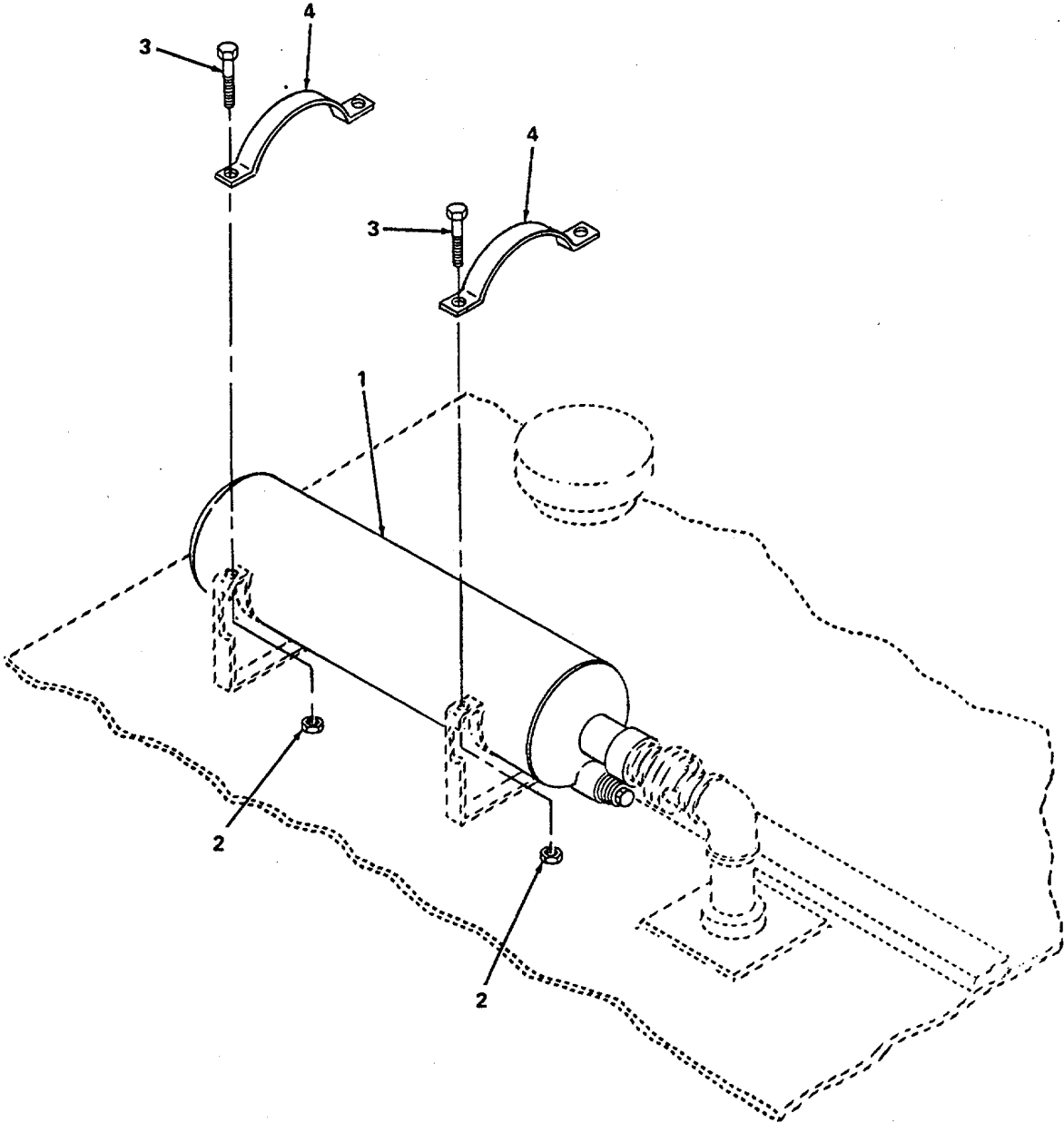


Figure 12. Exhaust Muffler.

**SECTION II**

**TM 55-1930-202-24P**

(1) ITEM NO	(2) SMR CODE	(3) CAGEC	(4) PART NUMBER	(5) DESCRIPTION AND USABLE ON CODES(UOC) QTY	(6)
				GROUP 02 MACHINERY HOUSE	
				FIG. 12 EXHAUST MUFFLER	
1	XDCZZ	39004	MSC1-7	MUFFLER,EXHAUST.....	1
2	PACZZ	96906	MS51968-11	.NUT,PLAIN,HEXAGON .....	4
3	XDCZZ	96906	MS90725-35	.BOLT,MACHINE .....	4
4	XDOZZ	80204	ANS1B31.1	.STRAP,CLAMPING,EXHA .....	2

END OF FIGURE

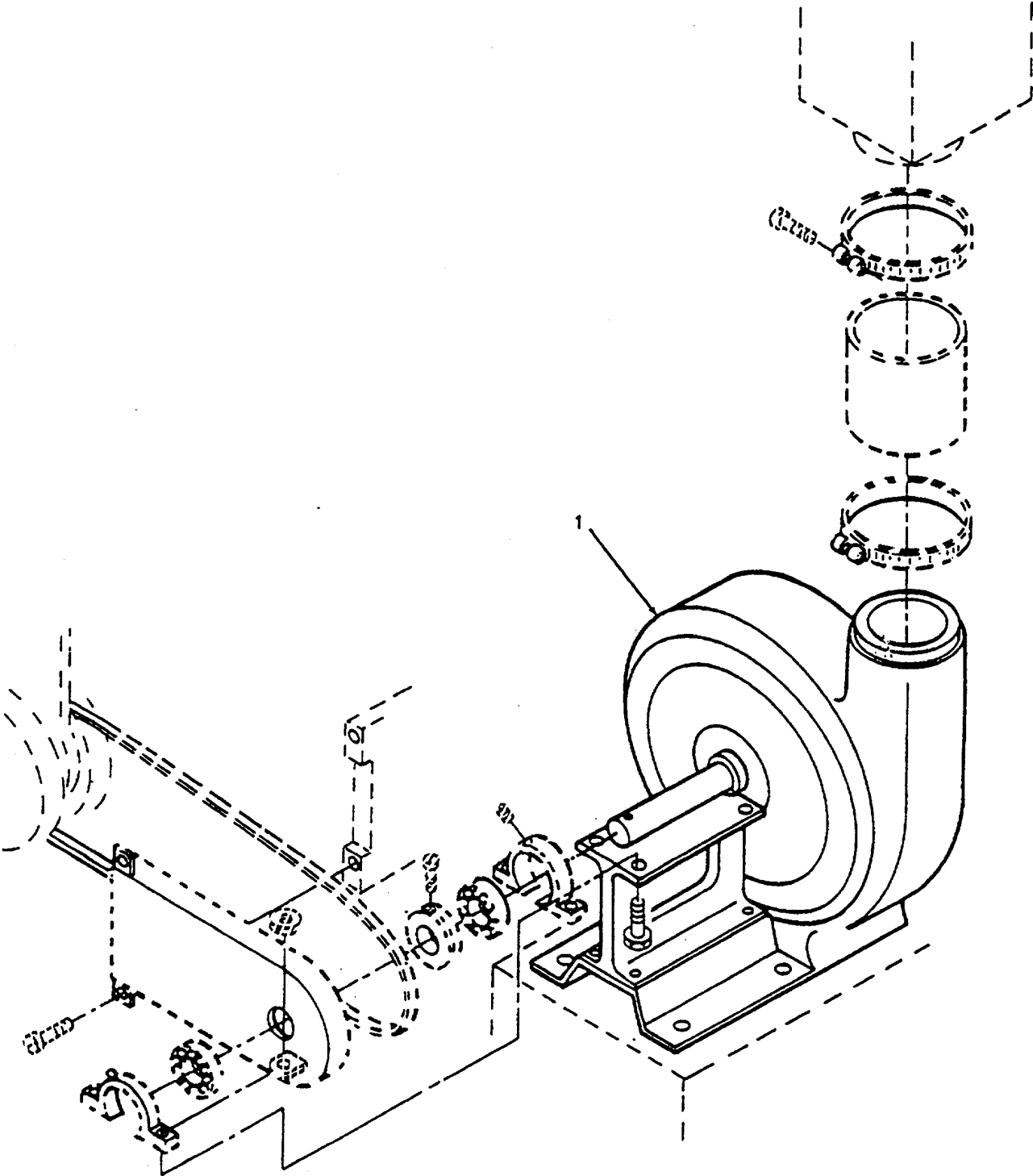


Figure 13. Exhaust Fan, Bilge.

**SECTION II**

**TM 55-1930-202-24P**

(1) ITEM NO	(2) SMR CODE	(3) CAGEC	(4) PART NUMBER	(5) DESCRIPTION AND USABLE ON CODES(UOC)	(6) QTY
				GROUP 02 MACHINERY HOUSE	
				FIG. 13 EXHAUST FAN, BILGE	
1	XDFZZ	97403	7W18828	FAN, EXHAUST, BILGE VENTILATION.....	1

END OF FIGURE

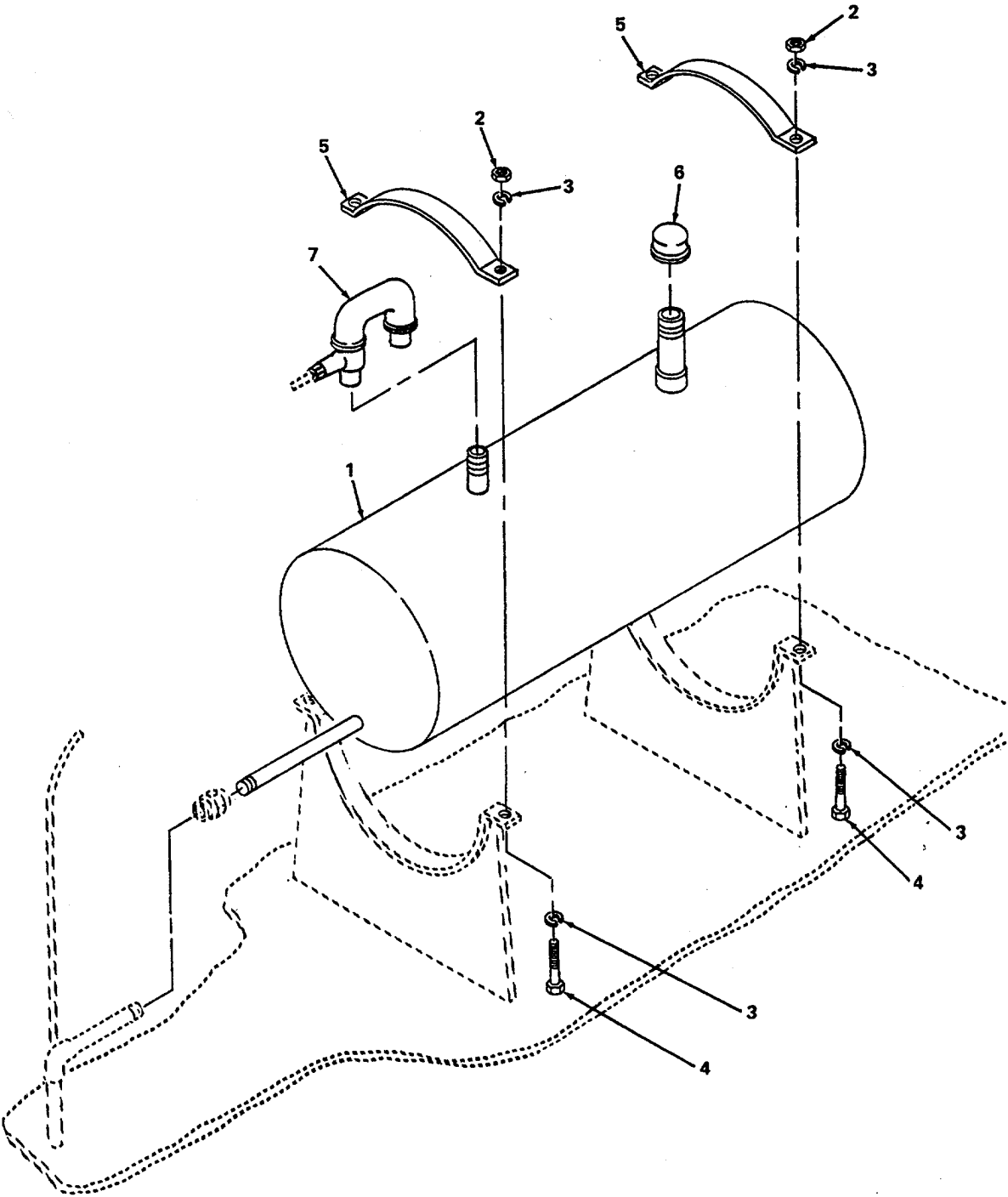


Figure 14. Fuel Tank.

**SECTION II**

**TM 55-1930-202-24P**

(1) ITEM NO	(2) SMR CODE	(3) CAGEC	(4) PART NUMBER	(5) DESCRIPTION AND USABLE ON CODES(UOC)	(6) QTY
GROUP 02 MACHINERY HOUSE					
FIG. 14 FUEL TANK					
1	XDCHH	97403	2351-35X	TANK,FUEL OIL.....	1
2	PACZZ	96906	MS51967-23	.NUT,PLAIN,HEXAGON BOLT.....	4
3	PACZZ	96906	MS35338-108	.WASHER,LOCK.....	4
4	XDCZZ	96906	MS90725-180	.SCREW,CAP,HEXAGON H 5/8 IN.....	4
5	XDCZZ	97403	2351-35X	.TANK STRAP ,FUEL 2 1/2 IN X 5/16 IN X 36 IN.....	2
6	XDCZZ	80064	211-463489-C1	.CAP,PIPE,FUEL OIL T.....	1
7	XDCZZ	97403	32351-A83	.VENT,GOOSENECK,FUEL.....	1

END OF FIGURE

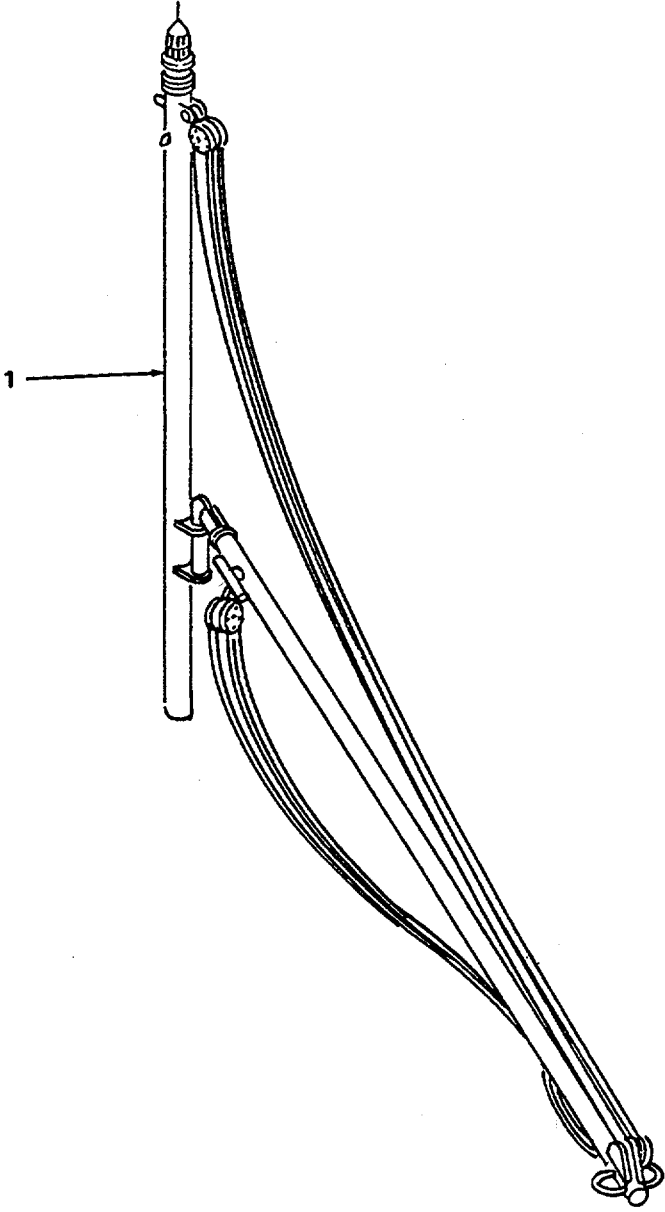


Figure 15. Cargo Boom.



**SECTION II**

**TM 55-1930-202-24P**

(1) ITEM NO	(2) SMR CODE	(3) CAGEC	(4) PART NUMBER	(5) DESCRIPTION AND USABLE ON CODES(UOC) QTY	(6)
				GROUP 03 CARGO BOOM	
				FIG. 15 CARGO BOOM	
I	XDHHH	97403	BG6222S5501	BOOM,CARGO .....	1

END OF FIGURE

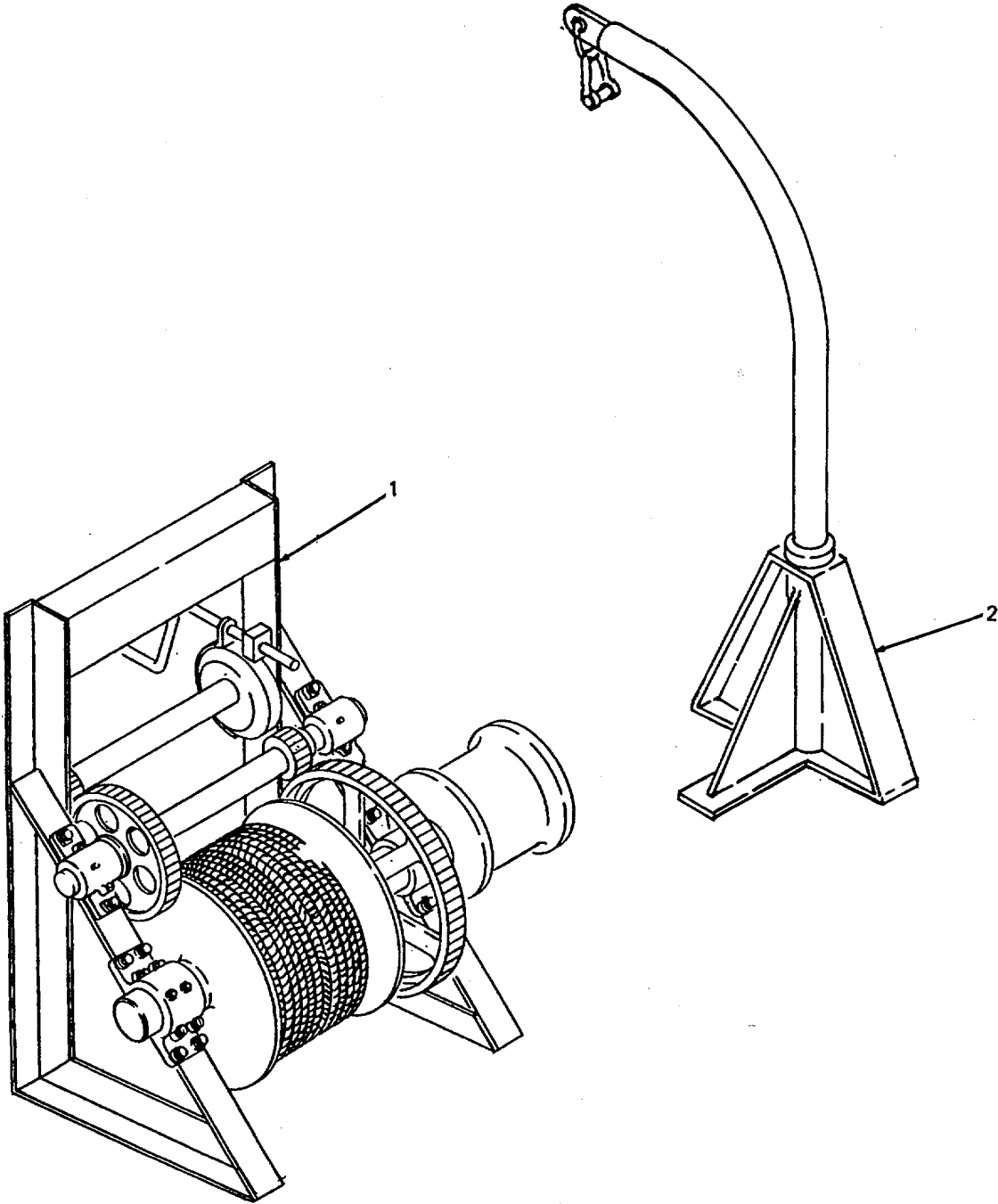


Figure 16. Anchor Windlass Davit.

**SECTION II**

**TM 55-1930-202-24P**

(1) ITEM NO	(2) SMR CODE	(3) CAGEC	(4) PART NUMBER	(5) DESCRIPTION AND USABLE ON CODES(UOC) QTY	(6)
				GROUP 04 DECK GEAR	
				FIG. 16 ANCHOR WINDLASS DAVIT	
1	XDHHH	97403	H482	WINDLASS,ANCHOR .....	1
2	XDHHH	97403	193537	DAVIT,ANCHOR ASSY .....	1

END OF FIGURE

1  
2 THRU 4

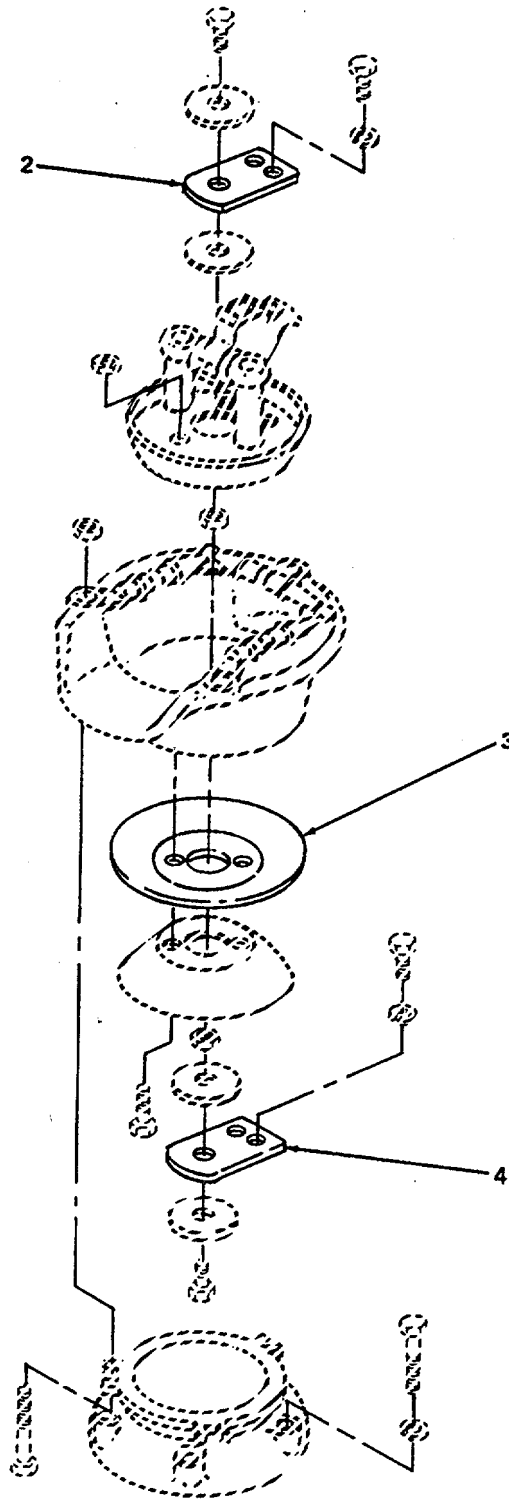


Figure 17. Bilge Pump.

**SECTION II**

**TM 55-1930-202-24P**

(1) ITEM NO	(2) SMR CODE	(3) CAGEC	(4) PART NUMBER	(5) DESCRIPTION AND USABLE ON CODES(UOC)	(6) QTY
GROUP 04 DECK GEAR					
FIG. 17 BILGE PUMP					
1	XDFFF	97403	231B129	PUMP,HAND BILGE .....	2
2	XDFZZ	19548	FIG161SZA21	.RUBBER,OUTLET CHAMB.....	2
3	XDFZZ	19548	MDL113SZO	.DIAPHRAGM,BILGE PUM SIZE 0.....	2
4	XDFZZ	19548	FIG162SZ14021	.RUBBER,VALVE INLET, BILGE PUMP .....	2

END OF FIGURE

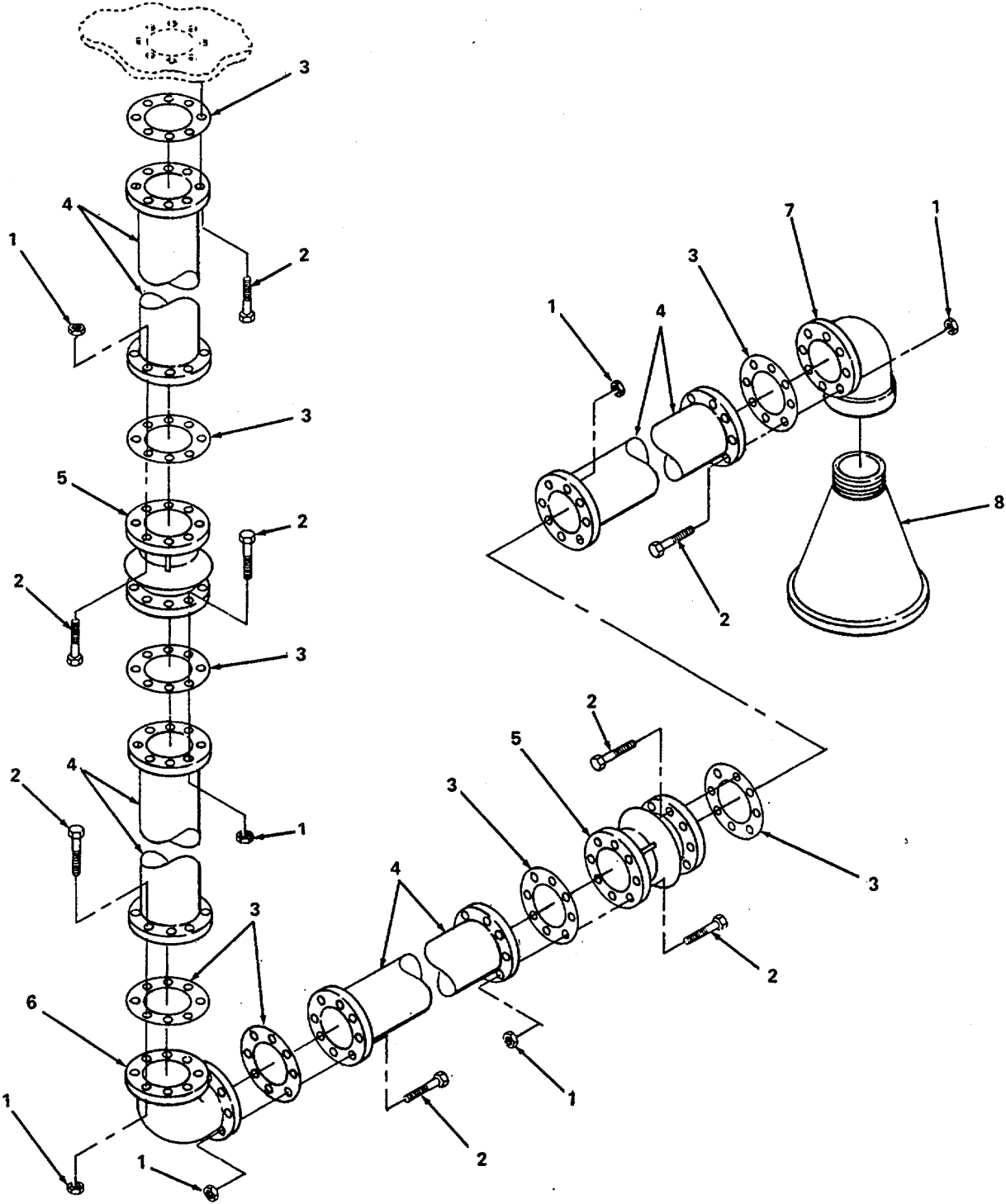


Figure 18. Bilge Piping.

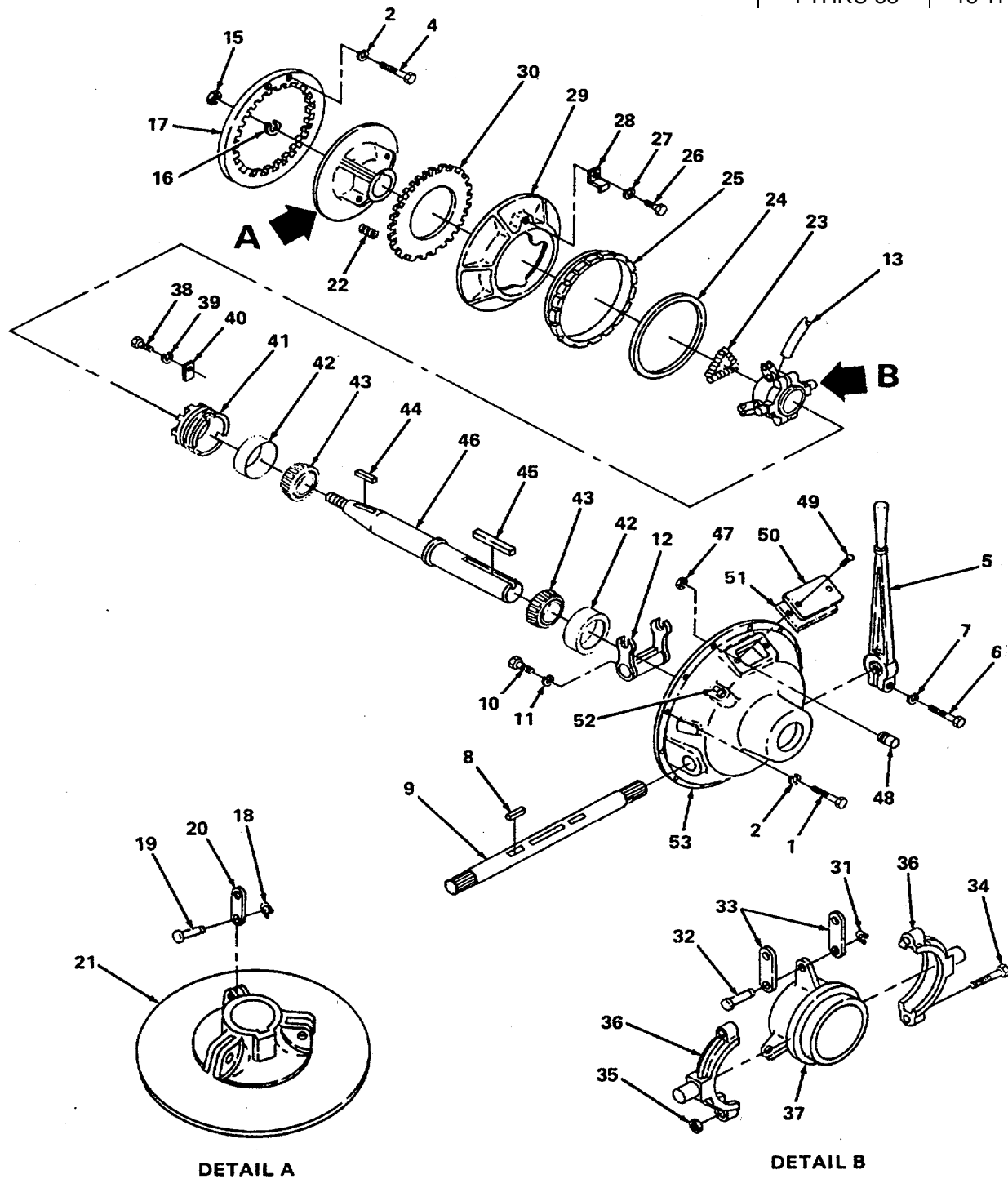
**SECTION II**

**TM 55-1930-202-24P**

(1) ITEM NO	(2) SMR CODE	(3) CAGEC	(4) PART NUMBER	(5) DESCRIPTION AND USABLE ON CODES(UOC)	(6) QTY
GROUP 04 DECK GEAR					
FIG. 18 BILGE PIPING					
1	PAFZZ	96906	MS35691-1	NUT,PLAIN,HEXAGON.....	128
2	XDFZZ	96906	MS9490-37	.BOLT,MACHINE 3 1/4 IN LNG.....	128
3	PAFZZ	97403	MILG12803B	.PAPER,GASKET .....	8
4	XDFZZ	80204	ANSIB31.1	.PIPE 2 1/2 IN STD, BLK.....	4
5	XDFZZ	02056	S1N1003	.COUPLING,EXPANSION, 2 1/2 IN.....	1
6	XDFZZ	80204	ANSIB31.1	.ELBOW,STREET 90 DEG 2 1/2 IN .....	1
7	XDFZZ	80204	ANSIB31.1	.ELBOW,STREET,90 DEG 2 1/2IN .....	1
8	XDFZZ	89814	PN39421/2INLEA	.VALVE,FOOT,BILGE PI .....	1

END OF FIGURE

3	14
4 THRU 53	15 THRU 24



4791-019

Figure 19. Power Take-Off and Clutch



**SECTION II**

**TM 55-1930-202-24P**

(1) ITEM NO	(2) SMR CODE	(3) CAGEC	(4) PART NUMBER	(5) DESCRIPTION AND USABLE ON CODES(UOC)	(6) QTY
GROUP 06 PTO/CLUTCH					
FIG. 19 POWER TAKE-OFF AND CLUTCH					
1	PAFZZ	96906	MS90728-61	..SCREW,CAP,HEXAGON H .....	14
2	PAFZZ	96906	MS35338-46	..WASHER,LOCK.....	23
3	PBFHH	72582	5132201	..POWER UNIT,DIESEL USED ON ENGINES.....	1
4	PAHZZ	96906	MS90728-64	1034-7000 AND 1043-7000 ..SCREW,CAP,HEXAGON H BOLT,3/8IN-.....	9
5	XDHZZ	72582	5192119	16X1 1/2IN ..LEVER ASSY LEVER,CLUTCH HAND .....	1
6	PAHZZ	96906	MS90728-64	CONTROL .....	1
7	PAHZZ	96906	MS35338-46	...SCREW,CAP,HEXAGON H 3/8IN-16X1 .....	1
8	PAFZZ	96906	MS35756-17	1/2IN .....	1
9	PBHZZ	72582	5192251	...WASHER,LOCK 1 ..KEY,WOODRUFF KEY,1/4INX1IN.....	2
10	PAHZZ	96906	MS90728-61	WOODRUFF,YOKE,CL RLSE ..SHAFT,STRAIGHT SHAFT,CLUTCH.....	1
11	PAHZZ	96906	MS35338-46	RELEASE	2
12	PBHZZ	72582	5192150	...SCREW,CAP,HEXAGON H CLUTCH .....	2
13	XDHZZ	72582	5192295	RELEASE YOKE ...WASHER,LOCK CLUTCH RELEASE YOKE.....	2
14	PBHHH	72582	5197881	..SHIFTER FORK YOKE,CLUTCH RELEASE.....	1
15	XDHZZ	72582	5192153	..HOSE,FLEX X 9IN),CLUTCH RELEASE .....	1
16	PAHZZ	72582	5192154	BEARING ..CLUTCH ASSY.(11 1/2 IN).....	1
17	PAHZZ	77873	CL-6950	..NUT,HEXAGON NUT,CLUTCH DRIVE .....	1
18	PAHZZ	72582	5192142	SHAFT ..WASHER,LOCK LOCKWASHER,CLUTCH .....	1
19	PAHZZ	72582	5193422	DRIVE SHAFT ..GEAR,INTERNAL RING(II11 1/2IN), .....	1
20	PBHZZ	72582	5194140	CLUTCH DRIVING ...RING,RETAINING CLUTCH RELEASE.....	3
21	XDHZZ	72582	5194141	YOKE LEVER ...PIN,GROOVED,HEADED YOKE LEVER, .....	3
22	PBHZZ	72582	5193431	POWER RELEASE ...LEVER,REMOTE CONTROL CLUTCH.....	3
23	XDHZZ	72582	5194138	RELEASE YOKE PART OF KIT P/N 5194261 ...PLATE(OUTER),CLUTCH PRESSURE.....	1
24	XDHZZ	72582	5197882	PART OF KIT P/N 5194261 ...SPRING,HELICAL,COMP PRESSURE .....	3
25	XDHZZ	72582	5197883	PLATE RETURN ...SPRING,CLUTCH TOGGLE LEVER PART.....	1
26	XDHZZ	72582	114351	OF KIT P/N 5194261 ...PLATE,WEAR CLUTCH ADJUSTING NUT.....	1
27	PAHZZ	96906	MS35335-33	LOCK ...NUT,CLUTCH ADJUSTING 1	1
28	XDHZZ	72582	5196867	...SCREW,MACHINE NUT LOCK,1/4IN- .....	1
				20X3/8IN FILET HEAD ...WASHER,LOCK ADJUSTING NUT LOCK, .....	1
				1/4IN EXTERNAL TOOTH ...LOCK,ADJUSTING CLUTCH ADJUSTING .....	1

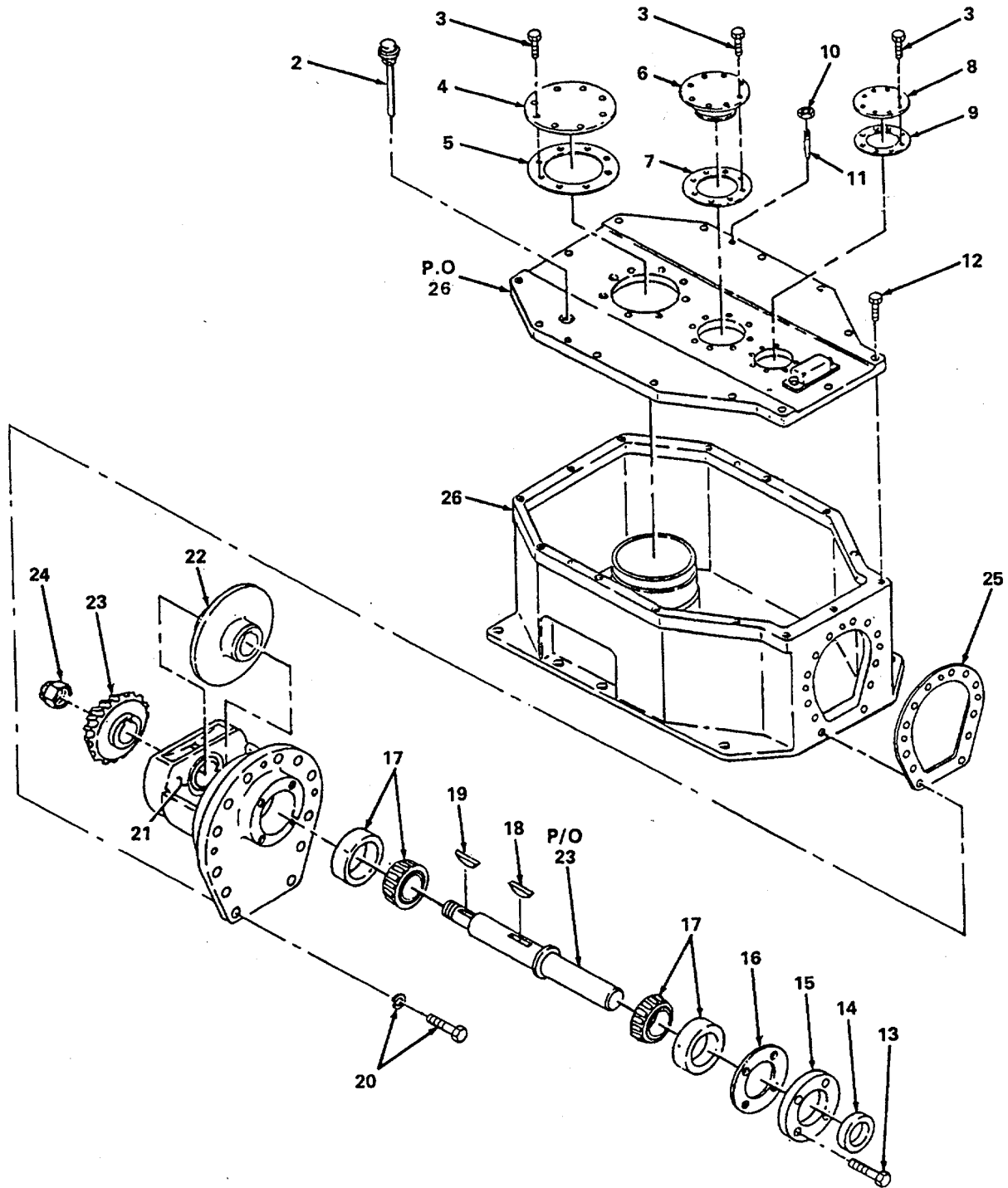
**SECTION II**

**TM 55-1930-202-24P**

(1) ITEM NO	(2) SMR CODE	(3) CAGEC	(4) PART NUMBER	(5) DESCRIPTION AND USABLE ON CODES(UOC)	(6) QTY
29	PBHZZ	72582	5194290	NUT ...PLATE,PRESSURE,CLUT PRESSURE .....	1
30	PBHZZ	72582	5197884	...LINING,FRICITION 11 1/2IN (1 .....	1
31	PAHZZ	72582	5192176	PIECE) ...RING,RETAINING CLUTCH RELEASE.....	6
32	XDHZZ	72582	5193420	YOKE LINK	
33	PAHZZ	72582	5193421	...PIN,GROOVED,HEADED YOKE LINK 6	
34	XDHZZ	72582	100018	...CONNECTING LINK,RIG YOKE,POWER.....	6
35	XDHZZ	72582	214279	TAKE-OFF ...BOLT,CLUTCH RELEASE COLLAR, 5/ .....	2
36	PBHZZ	72582	5196715	16IN-24X2IN	
37	PBHZZ	72582	5193432	...NUT,HEXAGON 5/16IN-24 STOP, .....	2
38	PAHZZ	96906	MS90728-29	CLUTCH RELEASE COLLAR	
39	XDHZZ	96906	MS35338-45	...BEARING UNIT,BALL RELEASE .....	1
40	XDHZZ	72582	3223379	...SLEEVE,CLUTCH RELEA SE.....	1
41	XDHZZ	72582	5192149	..BOLT,MACHINE SHAFT BEARING .....	1
42	XDHZZ	72582	441294	RETAINER LOCK, 5/16IN-18X1/2IN	
43	XDHZZ	72582	142224	..WASHER,LOCK DRIVE SHAFT BEARING.....	1
44	XDHZZ	72582	5193450	RETAINER	
45	XDHZZ	72582	5192156	..PLATE,CLUTCH LOCK CLUTCH DRIVE .....	1
46	XDHZZ	72582	5194581	SHAFT BEARING RETAINER	
47	PAHZZ	72582	122366	..RETAINER CLUTCH DRIVE SHAFT.....	1
48	PAHZZ	96906	MS15003-1	BEARING RETAINER	
49	PAHZZ	96906	MS35206-277	..CONE,BEARING CLUTCH DRIVE SHAFT .....	2
50	XDHZZ	72582	5199835	BEARING.....	
51	PCHZZ	72582	5192416	..CUP,TAPERED ROLLER CLUTCH DRIVE .....	2
52	PAHZZ	96906	MS15003-1	SHAFT BEARING	
53	XDHZZ	72582	5192147	..KEY,MACHINE KEYC3/8INX1/2INX2 1/ .....	1
	XDFZZ	72582	5194261	4IN) ..KEY(PTO PULLEY) KEY(PTO .....	1
				PULLEY)(5/8INX5/8INX5 1/5IN)	
				..SHAFT,CLUTCH DRIVE .....	1
				..NUT,PLAIN,HEXAGON NUT,5/8IN-18, .....	1
				CLUTCH RELEASE BEARING HOSE	
				..FITTING,LUBRICATION FITTING,HOSE,.....	2
				CLUTCH RELEASE BEARING	
				..SCREW,MACHINE IN RD HD SL,COVER,.....	2
				CLUTCH HSG INSPECTION HOLE	
				..COVER,CLUTCH HOUSING INSPECTION .....	1
				HOLE .....	
				..GASKET NG INSPECTION HOLE COVER.....	1
				..FITTING,LUBRICATION FITTING,.....	1
				CLUTCH DRIVE SHAFT BEARING GREASE	
				..HOUSING,CLUTCH 1	
				.KIT,CLUTCH OUTER PRESSURE PLATE, .....	1
				POWER TAKE-OFF	
				LEVER,REMOTE CONTRO( 3) 19-20	
				PLATE (OUTER), CLUTCH ( 1) 19-21	
				SPRING,CLUTCH TOGGL ( 1) 19-23	

END OF FIGURE

1  
2 THRU 44



4791-020.1

Figure 20. Speed Reducer (Sheet 1 of 2). B

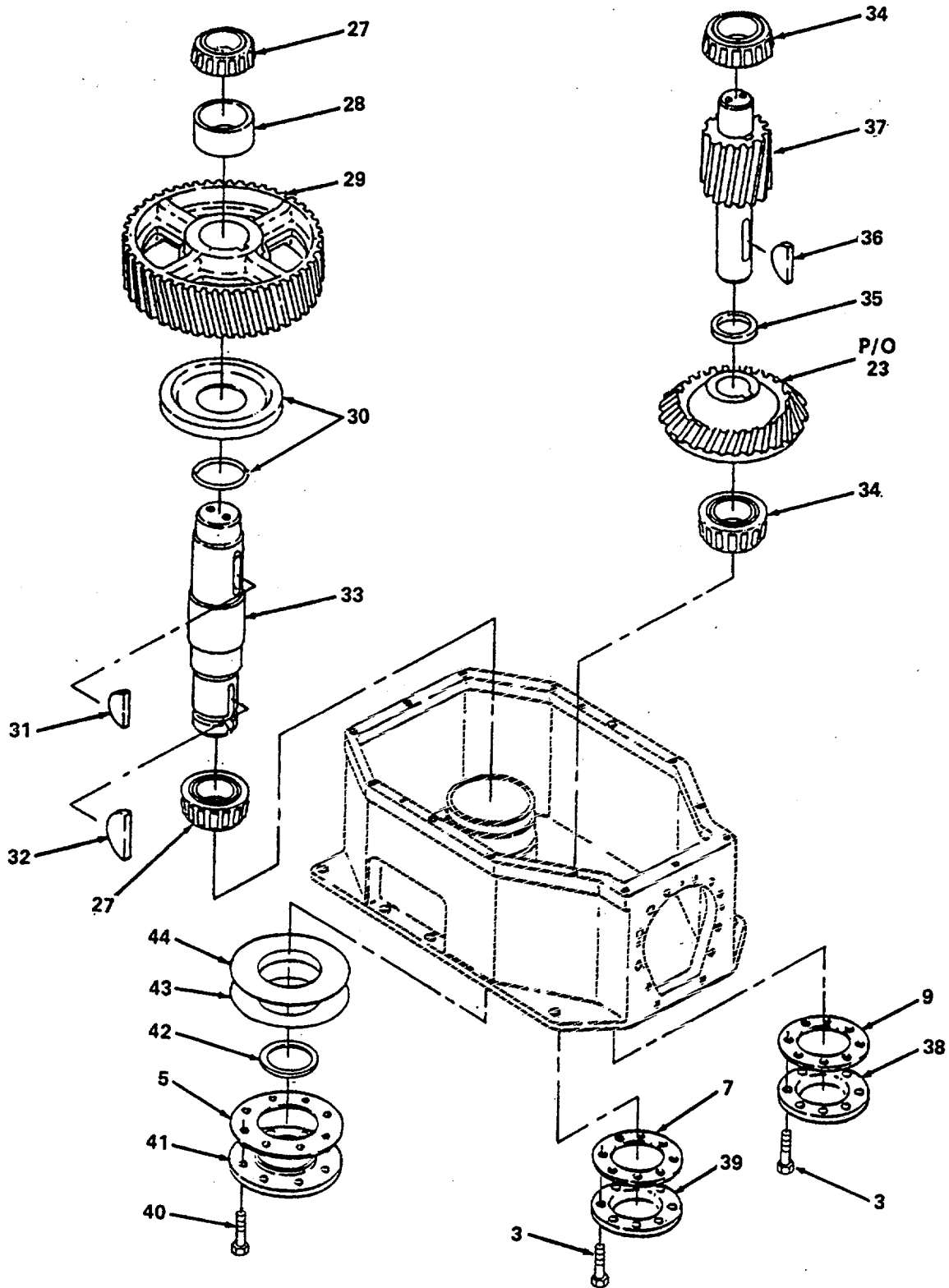


Figure 20. Speed Reducer (Sheet 2 of 2).

**SECTION II**

**TM 55-1930-202-24P**

(1) ITEM NO	(2) SMR CODE	(3) CAGEC	(4) PART NUMBER	(5) DESCRIPTION AND USABLE ON CODES(UOC)	(6) QTY
GROUP 07 SPEED REDUCER, COUPLING, AND UNIVERSAL SHAFT ASSEMBLY					
FIG. 20 SPEED REDUCER					
1	XDFHH	21444	2070YBXDZA/M0826518	SPEED REDUCER,RIGHT ANGLE.....	1
2	XDCZZ	21444	M08265518REF25	.VENT,AIR .....	1
3	XDHZZ	21444	M08265518	.BOLT, HEX HEAD.....	40
4	XDHZZ	21444	M08265518REF22	.COVER,END,LOW SPEED SHAFT DOWN.....	1
5	XDHZZ	21444	M08265518REF14	.GASKET-SHIM,LOW SPEED SHAFT PART.....	2
OF KIT P/N M08265518REF100					
6	XDHZZ	21444	M08265518REF12	.COVER,END,LOW SPEED.....	1
7	XDHZZ	21444	M08265518REF15	.GASKET-SHIM,LOW SPEED PINION PART.....	2
OF KIT P/N M08265518REF100					
8	XDHZZ	21444	M08265518REF21	.COVER,END,FIRST INTERMEDIATE.....	1
SHAFT, TOP					
9	XDHZZ	21444	M08265518REF13	.GASKET-SHIM,FIRST INTERMEDIATE.....	2
SHAFT PART OF KIT P/N M08265518REF100					
10	XDHZZ	21444	M08265518	.NUT,COVER TAPERED DOWEL .....	2
11	XDHZZ	21444	M08265518	.DOWELL, TAPERED .....	2
12	XDHZZ	21444	M08265518	.BOLT,HOUSING COVER.....	12
13	XDOZZ	21444	M08265518	.BOLT,HIGH SPEED SEA.....	4
14	PAOZZ	21444	M08265518REF5	.SEAL,HIGH SPEED OIL .....	1
15	XDOZZ	21444	M08265518REF2,REF3	.CAGE,HIGH SPEED SEA L,W/HIGH.....	1
SPEED SEAL BAFFLE RING					
16	XDHZZ	21444	M08265518REF20	.GASKET-SHIM,HIGH SPEED BEARINGS.....	1
PART OF KIT P/N M08265518REF100					
17	XDHZZ	21444	M08265518REF1AB2-50 AND 51	.BEARING,HIGH SPEED, SHAFT,(CUP AND CONE) SOLD AS SET ONLY	2
18	XDHZZ	21444	M08265518REF1AB257	.KEY,HIGH SPEED EXTENSION.....	1
19	XDHZZ	21444	M08265518REF1AB264	.KEY,OIL SLINGER OR PUMP GEAR .....	1
20	XDHZZ	21444	M08265518	.BOLT,HIGH SPEEDHEAD .....	12
21	XDHZZ	21444	M08265518REF1A	.HEAD,HIGH SPEED .....	1
22	XDHZZ	21444	M08265518REF1AB262	.SLINGER,OIL.....	1
23	XDHZZ	21444	M08265518REF1AB252,53,54	.GEAR,BEVEL/PINION,B EVEL/SHAFT,.....	1
HIGH SPEED (SOLD AS SET ONLY)					
24	XDHZZ	21444	M08265518REF1AB255	.LOCKNUT,PINION.....	1
25	XDHZZ	21444	M08265518REF19	.GASKET-SHIM,HIGH SPEED BEARING .....	1
CAGE PART OF KIT P/N M08265518REF100					
26	XAHZZ	21444	M08265518REF1	.HOUSING,SPEED REDUCER .....	1
27	XDHZZ	21444	M08265518REF5A1,5A2	.BEARING,LOW SPEED SHAFT (CUP AND CONE) SOLD AS SET ONLY	1
28	XDHZZ	21444	M08265518REF5A7	.SPACER,LOW SPEED GEAR .....	1
29	XDHZZ	21444	M08265518REF5A3	.GEAR,LOW SPEED.....	1
30	XDHZZ	21444	M08265518REF5A10,5A11	.UMBRELLA AND O RING.....	1

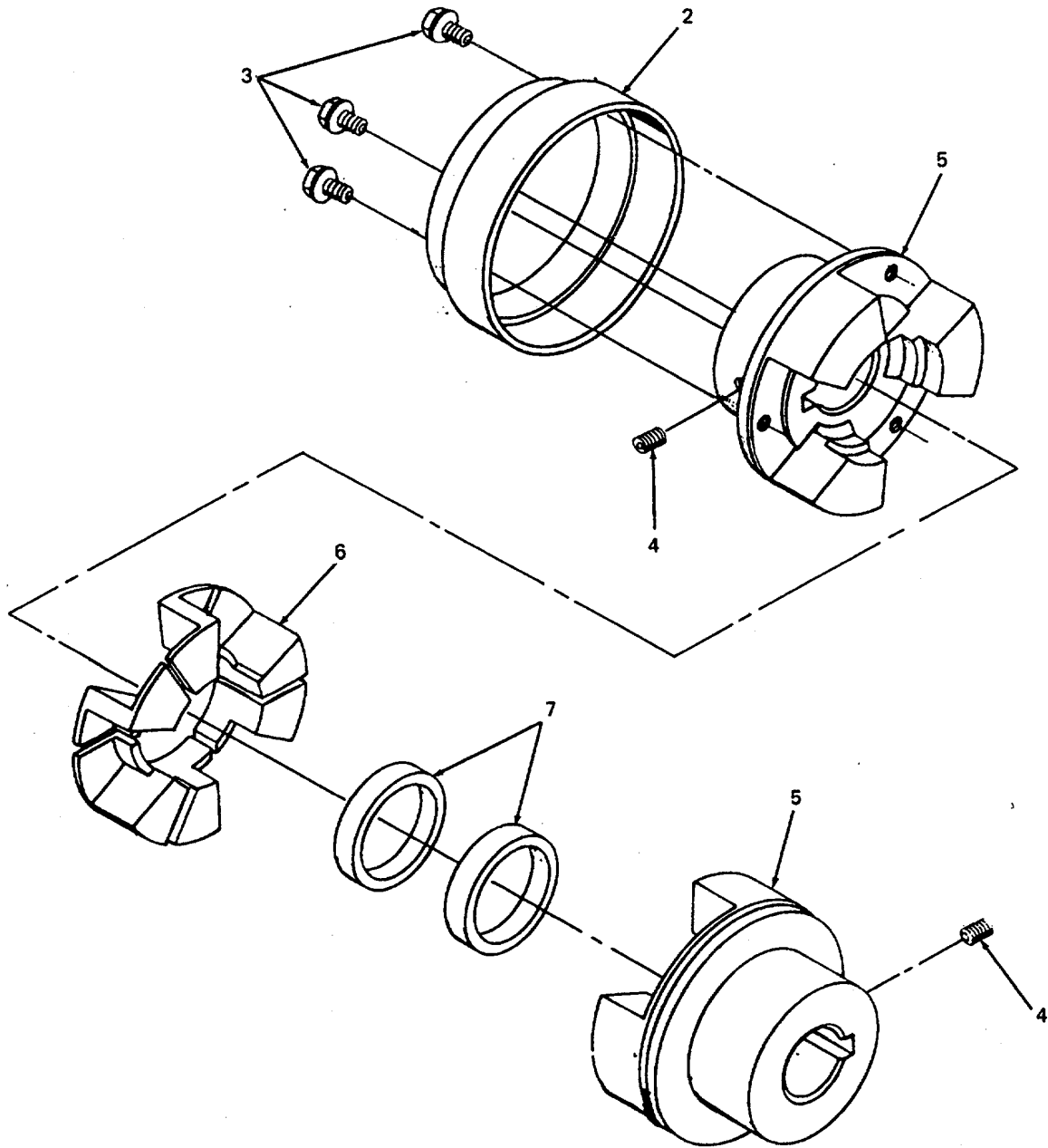
**SECTION II**

**TM 55-1930-202-24P**

(1) ITEM NO	(2) SMR CODE	(3) CAGEC	(4) PART NUMBER	(5) DESCRIPTION AND USABLE ON CODES(UOC)	(6) QTY
31	XDHZZ	21444	M08265518REF5A9	.KEY,LOW SPEED GEAR.....	1
32	XDHZZ	21444	M08265518REF5A5	.KEY,LOW SPEED SHAFT EXTENSION 1.....	1
33	XDHZZ	21444	M08265518REF5A4	.SHAFT,LOW SPEED.....	1
34	XDHZZ	21444	M08265518REF4A1, 2	.BEARING,LOW SPEED PINION SHAFT, ..... (CUP AND CONE) SOLD AS SET ONLY	1
35	XDHZZ	21444	M08265518REF4A10	.SPACER,FIRST INTERMEDIATE GEAR.....	1
36	XDHZZ	21444	M08265518REF4A5	.KEY,BEVEL GEAR.....	1
37	XDHZZ	21444	M08265518REF4A3	.PINION, LOW SPEED PINION SHAFT 1	
38	XDHZZ	21444	M08265518REF21A	.COVER,END,FIRST INTERMEDIATE..... SHAFT,BOTTOM	1
39	XDHZZ	21444	M08265518REF12A	.COVER,END,LOW SPEED PINION,BOTTOM.....	1
40	XDHZZ	21444	M08265518	..BOLT,LOW SPEED SEAL CAGE.....	4
41	XDHZZ	21444	M08265518REF7	.CAGE,LOW SPEED SHAF T SEAL DOWN.....	1
42	PAHZZ	21444	M08265518REF10	..SEAL,LOW SPEED OIL, DOUBLE LIP.....	1
43	XDHZZ	21444	M08265518REF23	.DAM,OIL.....	1
44	XDHZZ	21444	M08265518REF24	.GASKET,OIL DAM PART OF KIT P/N..... M08265518REF100.	1
	XDHZZ	21444	MO8265518REF100	.KIT,GASKET AND SHIM..... GASKET-SHIM,HIGH SP ( 1) 20-25 GASKET-SHIM,HIGH SP ( 1) 20-16 GASKET-SHIM,LOW SPE ( 2) 20-7 GASKET-SHIM,LOW SPE ( 2) 20-5 GASKET-SHIM,FIRST I ( 2) 20-9 GASKET,OIL DAM ( 1) 20-44	1

END OF FIGURE

1  
2 THRU 7



4791-021

Figure 21. Coupler.

**SECTION II**

**TM 55-1930-202-24P**

(1) ITEM NO	(2) SMR CODE	(3) CAGEC	(4) PART NUMBER	(5) DESCRIPTION AND USABLE ON CODES(UOC)	(6) QTY
GROUP 07 SPEED REDUCER, COUPLING, AND UNIVERSAL SHAFT ASSEMBLY					
FIG. 21 COUPLER					
1	XDFFF	75665	C280	COUPLING ASSY,ENGINE TO SPEED .....	1
				REDUCER .....	
2	XDFZZ	75665	1030113	.COLLAR,COUPLING,ENG .....	1
3	XDFZZ	75665	GRSZNPLTD	.MACH SCREW,COUPLING 5/16-18UNC-2A .....	3
				X 5/8 IN LNG	
4	XDFZZ	75665	HEXSOC-CUPPT	.SET SCR,COUPLING, 1/2-13 UNC-2A .....	2
5	XDFZZ	75665	1030115	.HUB,COUPLING,ENGINE MDL C280 .....	2
6	XDFZZ	75665	1030123TYPESXB	.CUSHION,COUPLING, .....	6
7	XDFZZ	75665	1030114	.SLEEVE,INSIDE,COUPL ING .....	2

END OF FIGURE



5  
6 thru 14

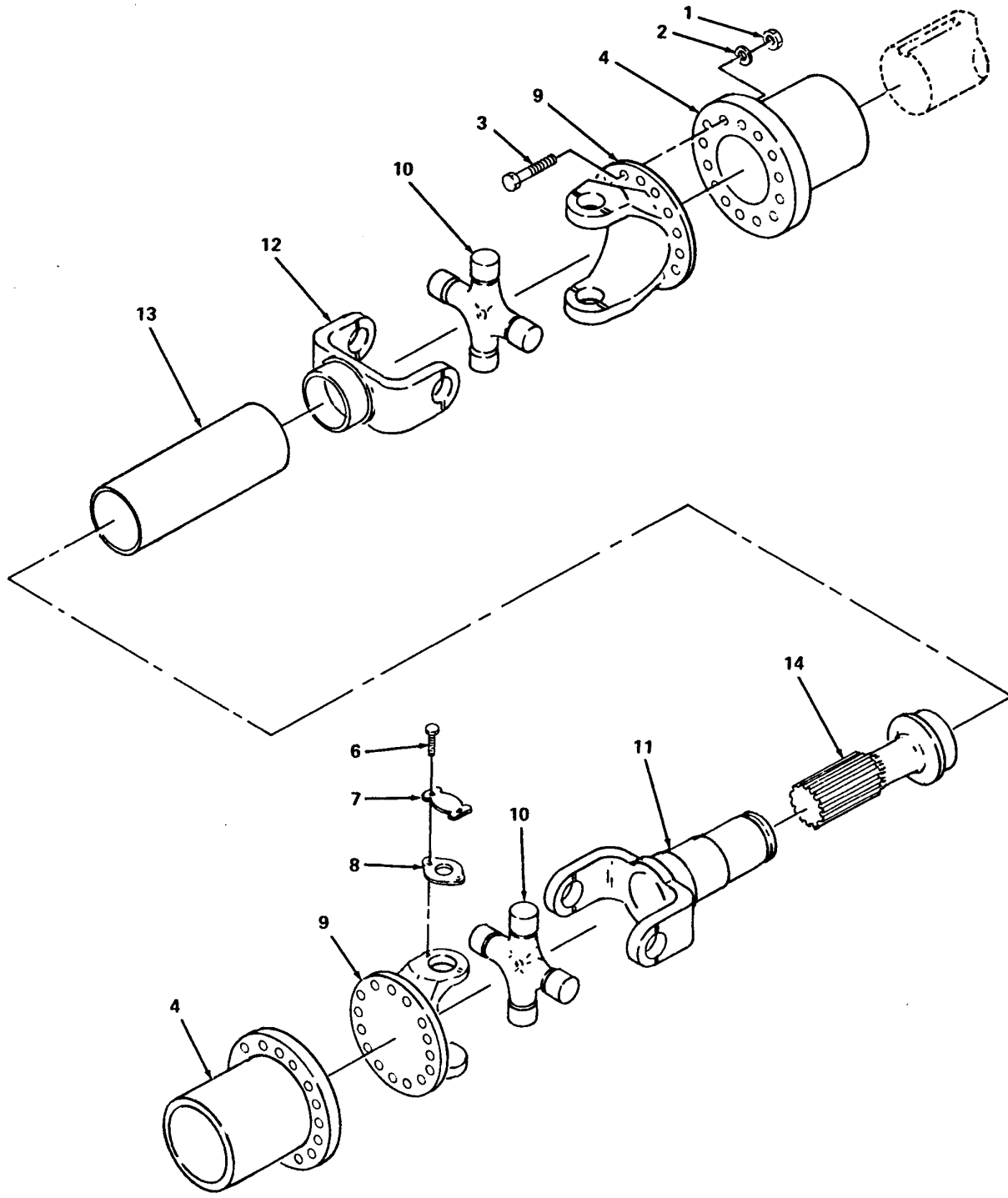


Figure 22. Universal Shaft Assembly.

**SECTION II**

**TM 55-1930-202-24P**

(1) ITEM NO	(2) SMR CODE	(3) CAGEC	(4) PART NUMBER	(5) DESCRIPTION AND USABLE ON CODES(UOC)	(6) QTY
GROUP 07 SPEED REDUCER, COUPLING, AND UNIVERSAL SHAFT ASSEMBLY					
FIG. 22 UNIVERSAL SHAFT ASSEMBLY					
1	PAOZZ	96906	MS51971-4	.NUT,PLAIN,HEXAGON FLANGE .....	12
2	PAOZZ	96906	MS15795-816	.WASHER,FLATION FLG .....	12
3	XDOZZ	96906	MS9284-18	.BOLT,MACHINE .....	12
4	XDFZZ	95019	6.51113	.FLANGE,COMPANION,SP 2	
5	XDFFF	95019	9057442400	SHAFT ASSY,UNIVERSAL,SPEED .....	1
REDUCER TO FUEL TRANSFER PUMP					
6	XDFZZ	95019	673311	.SCREW,CAP,UNIVERSAL JOINT, .....	8
UNIVERSAL SHAFT ASSY					
7	XDFZZ	95019	6.58638	.CAP,SHAFT DUST, UNIVERSAL SHAFT .....	4
ASSY					
8	XDFZZ	95019	230323	.STRAP,LOCK, UNIVERSAL SHAFT ASSY.....	4
9	XDFZZ	95019	6.52329	.YOKE,FLANGE, UNIVERSAL SHAFT ASSY .....	1
10	XDFZZ	95019	5281X	.JOINT,UNIVERSAL,SHAFT ASSY.....	1
11	XDFZZ	95019	6.531351KX	.YOKE,SLIP,UNIVERSALSHAFT ASSY.....	1
12	XDFZZ	95019	6.528117	.YOKE,TUBE,UNIVERSALSHAFT ASSY .....	1
13	XDFZZ	95019	3630626800X	.TUBING,UNIVERSAL SHAFT ASSY.....	1
14	XDFZZ	95019	6.540201	.SPLINE,SHAFT,UNIVERSAL SHAFT ASSY .....	1

END OF FIGURE

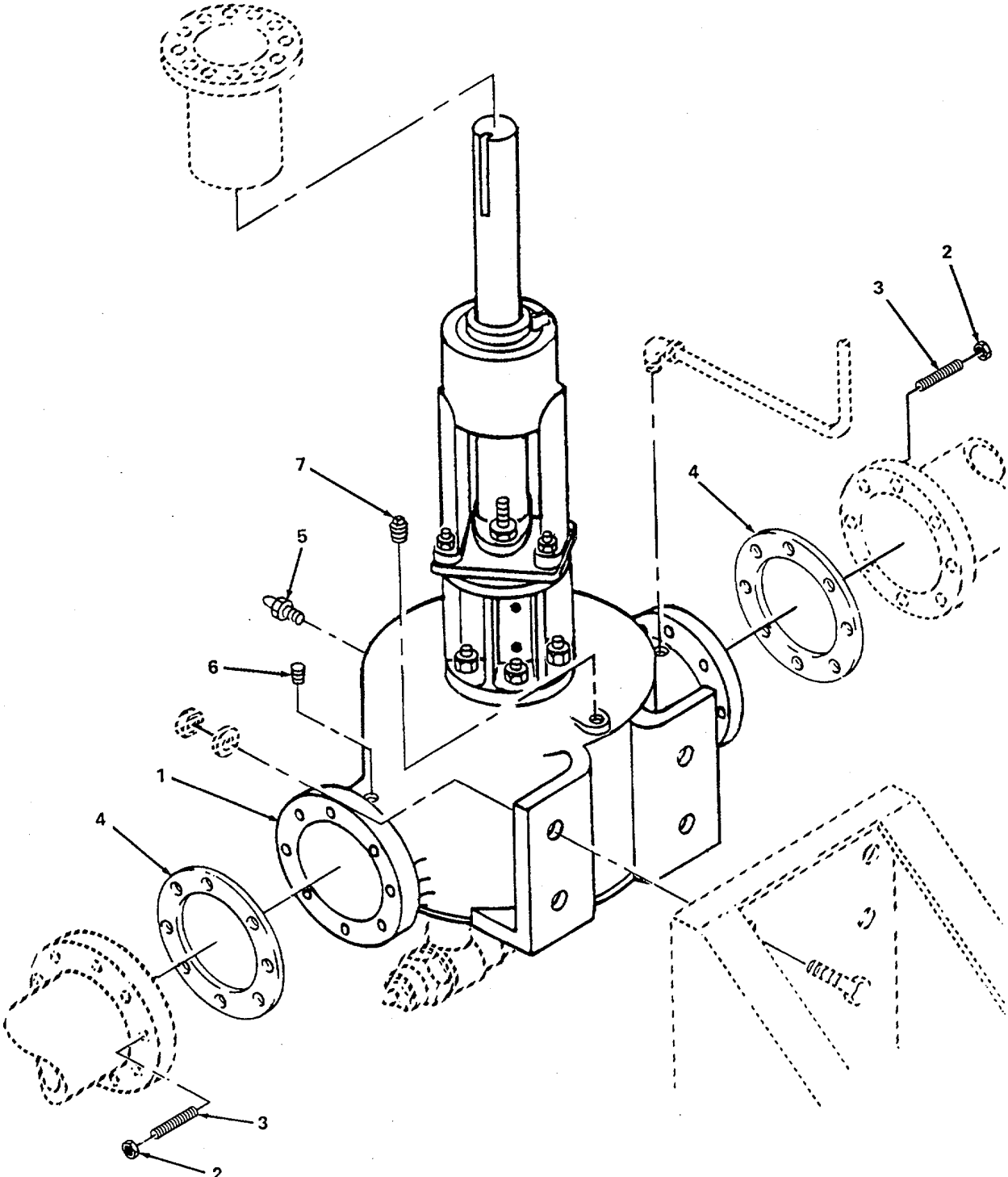


Figure 23. Pump (Sheet 1 of 2).

16	28	35	40	43
17 THRU 19	29 THRU 32	36 THRU 38	41 AND 42	44 THRU 47

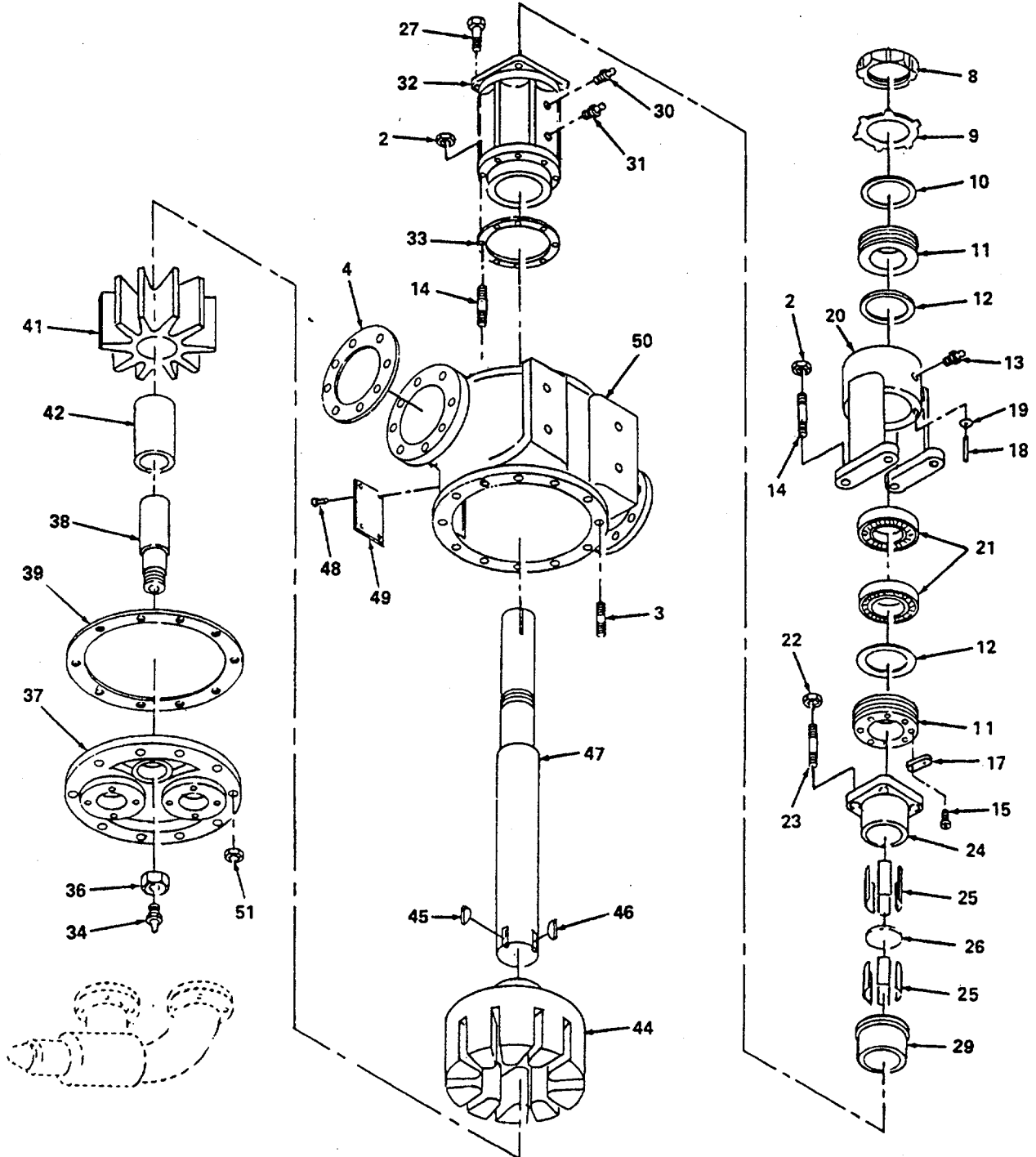


Figure 23. Pump (Sheet 2 of 2).

## SECTION II

TM55-1930-202-24P

(1) ITEM NO	(2) SMR CODE CAGEC	(3)	(4) PART NUMBER	(5) DESCRIPTION AND USABLE ON CODES(UOC)	(6) QTY
				GROUP 08      TRANSFER PUMP	
				FIG. 23      PUMP	
1	XDFHH	63097	P332	.PUMP,OPPOSITE FLANG ED PORTS, 8 IN. NOM. SIZE, VIKING	1
2	XDFZZ	63097	2-503-013-375C	.NUT,FLANGE .....	16
3	XDFZZ	63097	2-782-017-255C	.STUD,FLANGE.....	16
4	XDFZZ	63097	2-314-007-80662C	.GASKET,PIPE FLANGE .....	2
5	XDFZZ	63097	2-542-004-376C	.PLUG,SIDE OF PUMP C ASING .....	2
6	XDFZZ	63097	2-542-008-110C	.PLUG,INLET AND OUTL ET PORT .....	2
7	XDFZZ	63097	2-542-013-110C	.PLUG,TOP OF PUMP CA SING .....	1
8	XDHZZ	63097	2-507-011-375	.LOCKNUT,SHAFT .....	1
9	XDHZZ	63097	2-807-013-375	.LOCKWASHER,SHAFT.....	1
10	PBHZZ	63097	2-288-027-210	.COLLAR,BEARING SPAC ER .....	1
11	XDHZZ	63097	2-140-014-100	.CAP,END,BEARING .....	2
12	XDHZZ	63097	2-283-042-378	.SEAL,BEARING END CA P,STEEL AND .....	2
				BUNAN.....	
13	XDHZZ	63097	2-469-002-376C	.FITTING,GREASE,ROTO R BEARING .....	1
				SLEEVE.....	
14	XDHZZ	63097	2-782-018-255C	.STUD,ROTOR BEARING SLEEVE/BEARING BRACKET.....	4
15	XDHZZ	63097	2-150-050-255C	.CAPSCREW,END CAP LO CK.....	2
16	XDHZZ	63097	3-005-002-640	.LOCK,END CAP,ASSEMB LY .....	1
17	XDHZZ	63097	2-005-001-406	..LOCK,END CAP,BEARIN G .....	2
18	XDHZZ	63097	2-537-006-240	..PIN,END CAP.....	2
19	XDHZZ	63097	2-806-014-375C	.WASHER,END CAP LOCK.....	3
20	XDHZZ	63097	2-082-014-100	.BRACKET,BEARING .....	1
21	PBHZZ	63097	2056-008-375	.BEARING,ROLLER (CUP AND CONE) ....	2
22	XDHZZ	63097	2-505-010-375C	.NUT,PACKING GLAND/R OTOR BEARING....	2
				SLEEVE.....	
23	XDHZZ	63097	2-782-023-375	.STUD,PACKING GLAND/ ROTOR BEARING . SLEEVE.....	2
24	XDHZZ	63097	2-526-003-100	.GLAND,PACKING .....	1
25	PBHZZ	63097	2-520-020-830C	.PACKING,STANDARD 4-1/2X5-3/4X5/8.....	8
26	PBHZZ	63097	2-465-015-100	.RING,PACKING,LANTER N .....	1
27	XDHZZ	63097	2-150-036-255C	.CAPSCREW,BEARING BR ACKET/ROTOR... BEARING SLEEVE.....	4
28	PBHHH	63097	3-589-005-052	.ROTOR BEARING ASSEM BLY.....	1
29	XDHZZ	63097	2-134-001-454	..BUSHING ROTOR BEARI NG SLEEVE .....	1
30	XDHZZ	63097	2-542-015-376C	..PLUG,ROTOR BEARING SLEEVE PIPE.....	1
31	XDHZZ	63097	2-469-002-376C	..FITTING,GREASE,BEAR ING .....	1
32	XDHZZ	63097	2-589-004-100	..SLEEVE,ROTOR BEARIN G1	
33	XDHZZ	63097	2-311-009-80608C	.GASKET,ROTOR BEARIN G SLEEVE .....	1
34	XDFZZ	63097	2-542-001-376C	.PLUG,PIPE,IDLER PIN 1	
35	PBHZZ	63097	3-406-003-015	.HEAD,JACKETED,ASSEM BLY .....	1
36	XDHZZ	63097	2-506-011-150	..NUT,IDLER PIN.....	1
37	XDHZZ	63097	2-406-003-100	..HEAD,JACKETED,VALVE TYPE.....	1
38	XDHZZ	63097	2-448-002-281	..PIN,IDLER .....	1
39	XDHZZ	63097	2-315-004-806-15	.GASKET,HEAD .....	1
40	PBHHH	63097	3-425-002-056-75	.IDLER,ASSEMBLY .....	1
41	XDHZZ	63097	2-425-001-100-70	..IDLER,CAST IRON VIKING PUMP P-332 .....	1

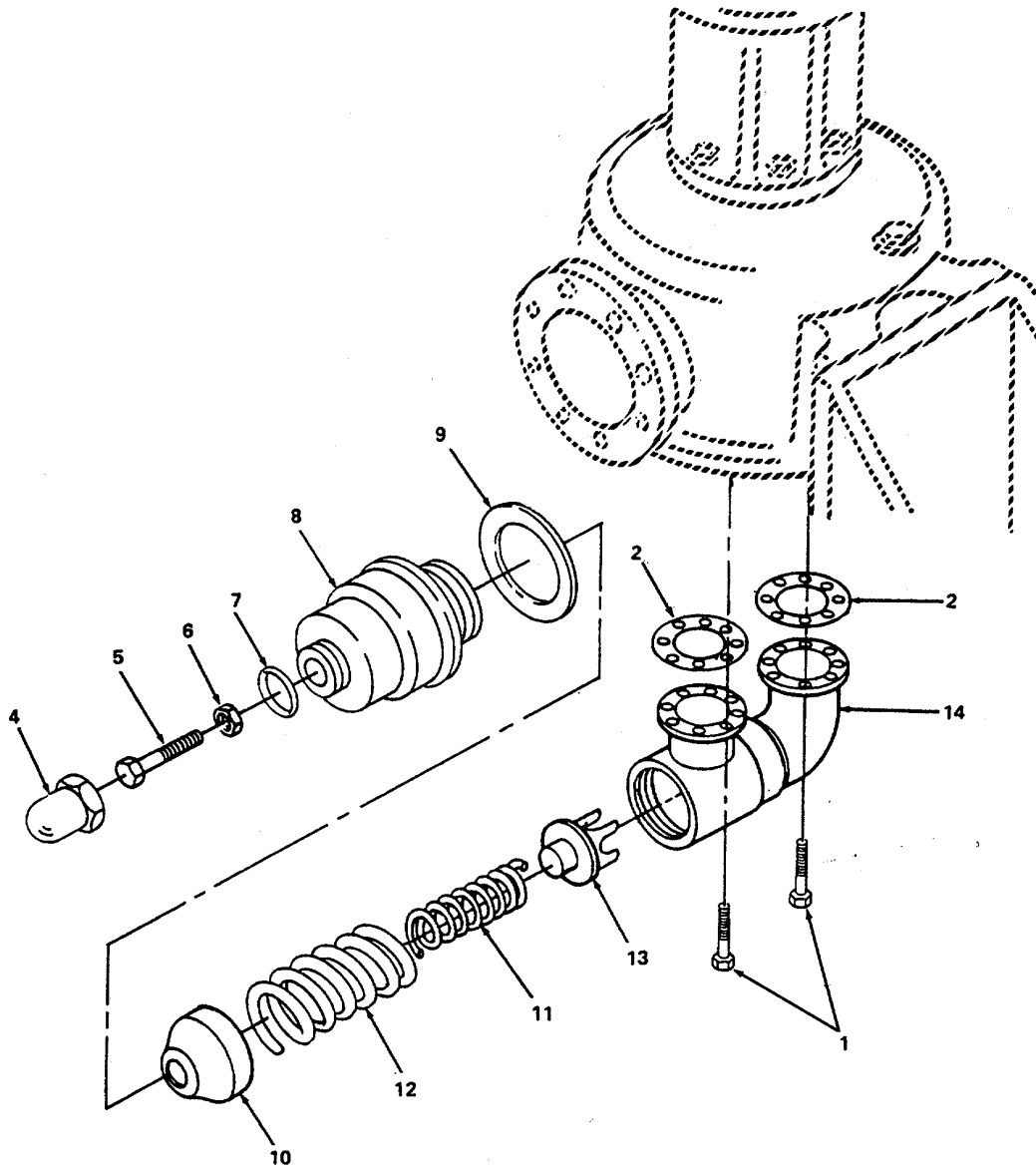
**SECTION II**

**TM55-1930-202-24P**

(1) ITEM NO	(2) SMR CODE	(3) CAGEC	(4) PART NUMBER	(5) DESCRIPTION AND USABLE ON CODES(UOC)	(6) QTY
42	XAHZZ	63097	2-133-004-492-05	..BUSHING, IDLER.....	1
43	PBHHH	63097	3-580-151-031	.ROTOR, ASSEMBLY.....	1
44	XDHZZ	63097	2-580-002-100	..ROTOR, PUMP .....	1
45	XDHZZ	63097	2-596-035-376C	..KEY, ROTOR .....	2
46	XDHZZ	63097	2-460-018-375	..KEY, ROTOR .....	1
47	XDHZZ	63097	2-732-002-250	..SHAFT, ROTOR.....	1
48	XDHZZ	63097	2-595-208-610	.SCREW, NAMEPLATE.....	2
49	XDFZZ	63097	2-500-057-610C	.NAMEPLATE, VIKING PU .....	1
50	XDHZZ	63097	2-261-001-100	.CASING, PUMP, 8 IN. 0 PPOSITE PORT .....	1
51	XDHZZ	63097	2-503-013-375C	.NUT, CASING AND ROTO R BEARING SLEEVE .....	6

END OF FIGURE

3  
'4 THRU14'



4791-024

Figure 24. Relief Valve.

**SECTION II**

**TM55-1930-202-24P**

(1) ITEM NO	(2) SMR CODE	(3) CAGEC	(4) PART NUMBER	(5) DESCRIPTION AND USABLE ON CODES(UOC)	(6) QTY
GROUP 08 TRANSFER PUMP					
FIG. 24 RELIEF VALVE					
1	XDFZZ	63097	2-150-031-255	.CAPSCREW,RELIEF VAL VE TO PUMP ..... HEAD	24
2	XDFZZ	63097	2-315-003-80615C	.GASKET,RELIEF VALVE2 .....	2
3	XDFFF	63097	LM3795903	.VALVE,RELIEF,FOR VI KING PUMP P332	1
4	XDFZZ	63097	2-798-015-100	CAP,ADJUSTING SCREW .....	1
5	XDFZZ	63097	2-595-012-376	SCREW,ADJUSTING .....	1
6	XDFZZ	63097	2-799-033-376	LOCKNUT,ADJUSTING S CREW .....	1
7	XDFZZ	63097	2-305-020-806-62	GASKET,ADJUSTING SC REW CAP.....	1
8	XDFZZ	63097	2-797-013-100	BONNET,RELIEF VALVE .....	1
9	XDFZZ	63097	2-306-017-806-62	GASKET,BONNET/BODY .....	1
10	XDFZZ	63097	2-799-040-100	GUIDE,SPRING.....	1
11	XDFZZ	63097	2-765-007-371	SPRING,INNER.....	1
12	PBFZZ	63097	2-765-006-371	SPRING,OUTER .....	1
13	XDFZZ	63097	2-762-024-100	POPPET,RELIEF VALVE .....	1
14	XDFZZ	63097	2-795-031-100	BODY,RELIEF VALVE.....	1

END OF FIGURE



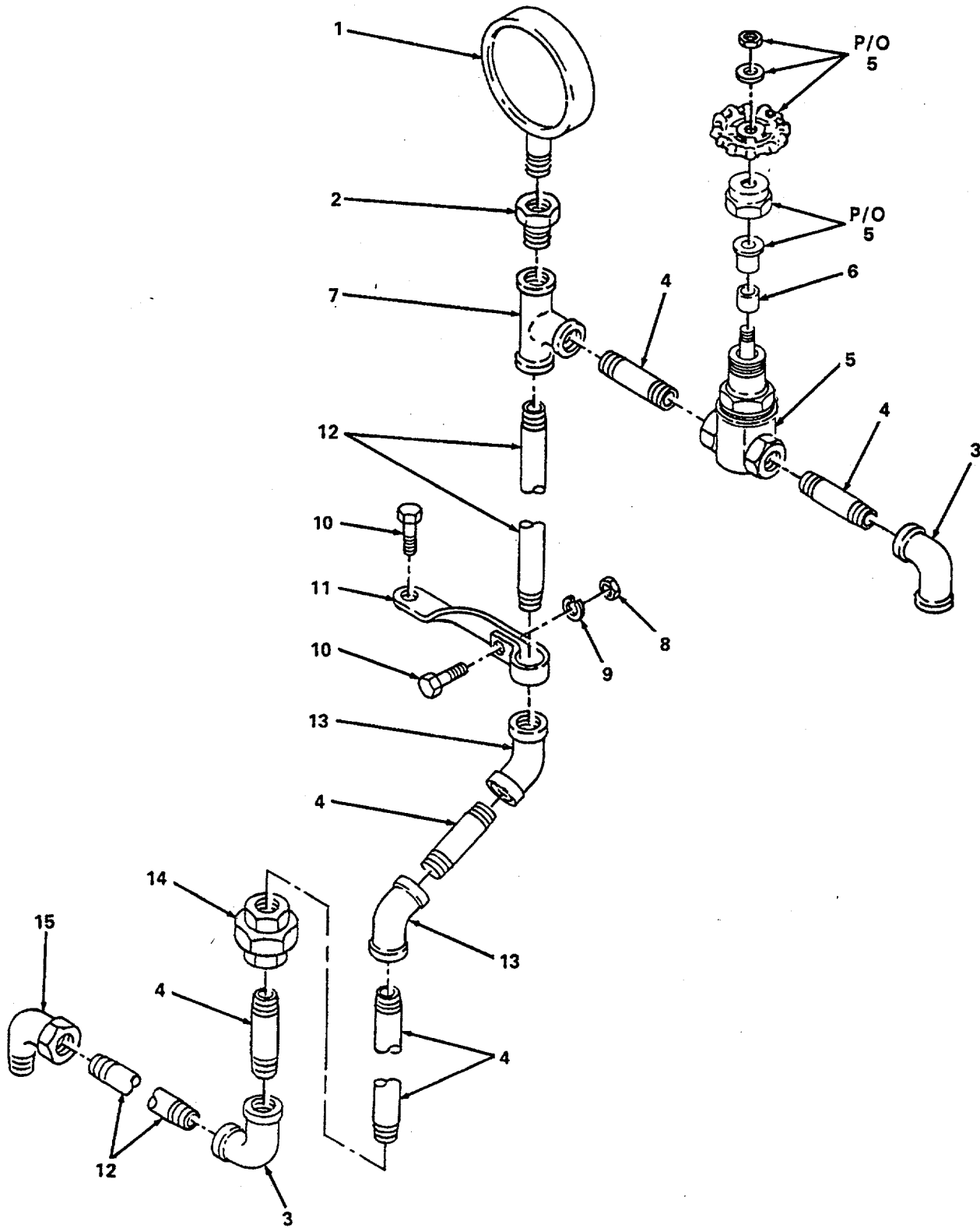


Figure 25. Pressure Gage.

**SECTION II**

**TM55-1930-202-24P**

(1) ITEM NO	(2) SMR CODE	(3) CAGEC	(4) PART NUMBER	(5) DESCRIPTION AND USABLE ON CODES(UOC)	(6) QTY
GROUP 08 TRANSFER PUMP					
FIG. 25 PRESSURE GAUGE					
1	XDFZZ	90854	H0052	.GAGE,PRESSURE,FUEL TRANSFER PUMP	1
2	XDFZZ	80204	ANS15163	.REDUCER,PRESSURE GAUGE 1	
3	XDFZZ	80204	ANSIB1613	.ELBOW,90 DEG,PRESSURE GAUGE,1/2 IN	3
4	PAFZZ	96906	MS51846A-60	.NIPPLE,PRESSURE GAUGE, 1/2 IN X 1 1/2 IN LNG .....	4
5	XDFZZ	82666	FIGB103	.VALVE,GATE, 1/2 IN, .....	
6	XDFZZ	82666	FIG103/B13-175	PACKING,GATE VALVE	1
7	XDFZZ	80204	ANS1B163	.TEE,PRESSURE GAUGE, 1/2 X 1/2 X 1/... 2 .....	1
8	PAFZZ	96906	MS51968-2	.NUT,PLAIN,HEXAGON.....	9
9	PAFZZ	96906	MS35338-139	.WASHER,LOCK 1	
10	PAFZZ	96906	MS90725-26	.SCREW,CAP,HEXAGON H.....	2
11	XDFZZ	96906	MS9552-206	.BRACKET,FLAT 1	
12	XDFZZ	80204	ANSIB31.1	.PIPE,1/2 IN,PRESSUR .....	3
13	XDFZZ	80204	ANSIB31.1	.ELBOW,1/2 IN,45 DEG .....	2
14	XDFZZ	81348	WWU5310STA	.UNION 1/2 IN,PRESSURE GAUGE .....	1
15	PAFZZ	96906	MS39230-4	.ELBOW,PIPE 1/2 IN 1	

END OF FIGURE

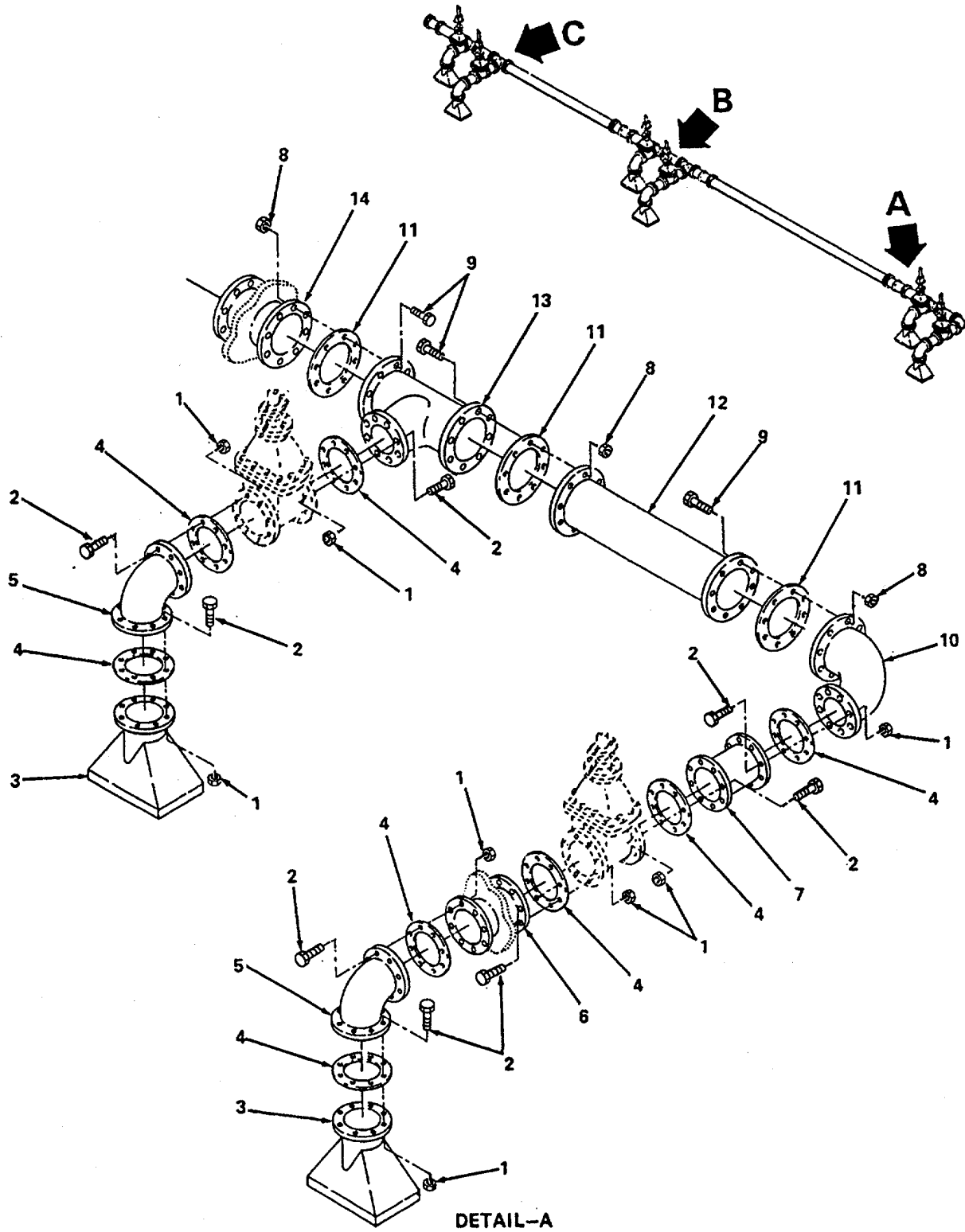


Figure 26. Cargo Transfer Piping (Sheet 1 of 3).

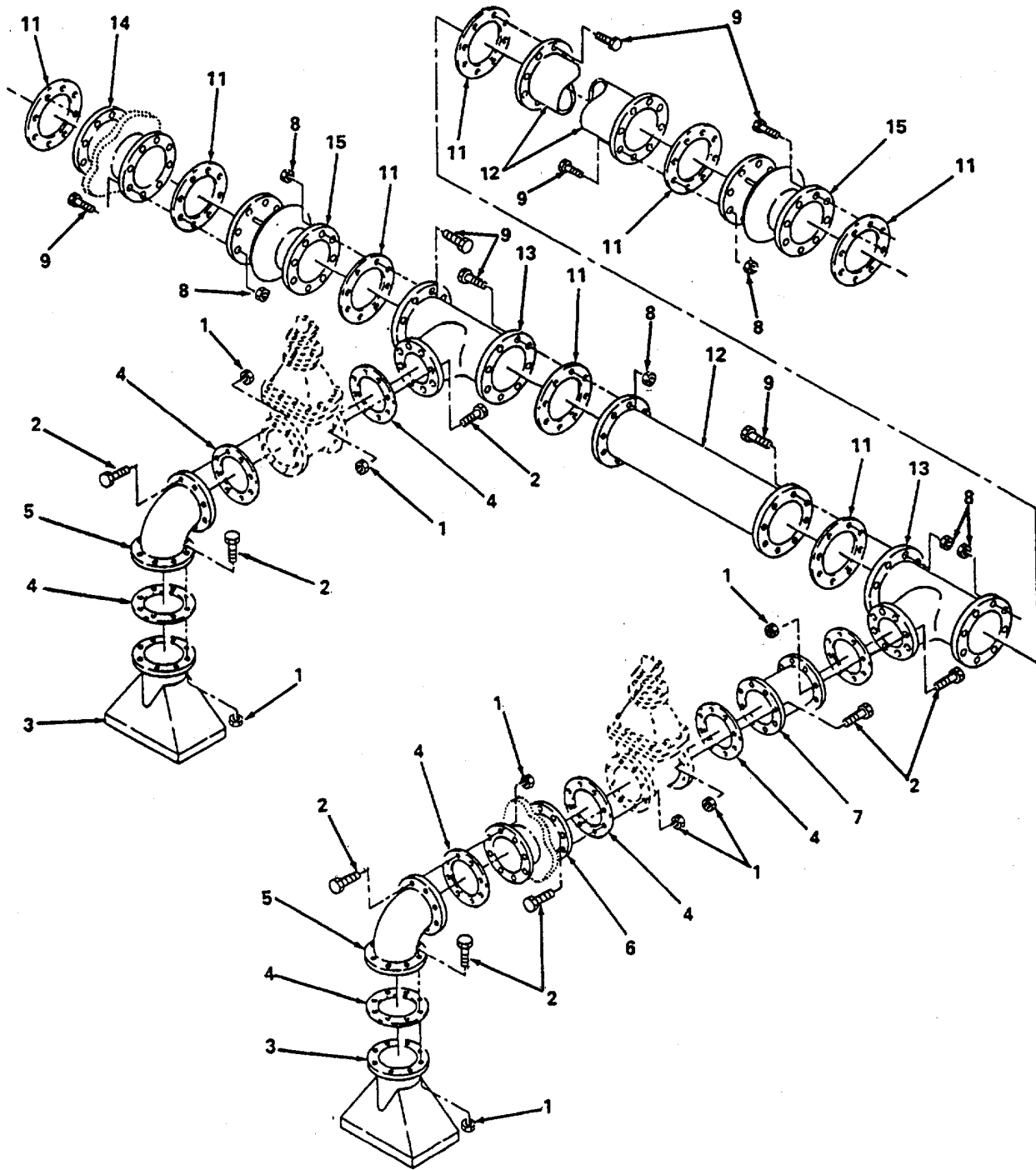


Figure 26. Cargo Transfer Piping (Sheet 2 of 3).

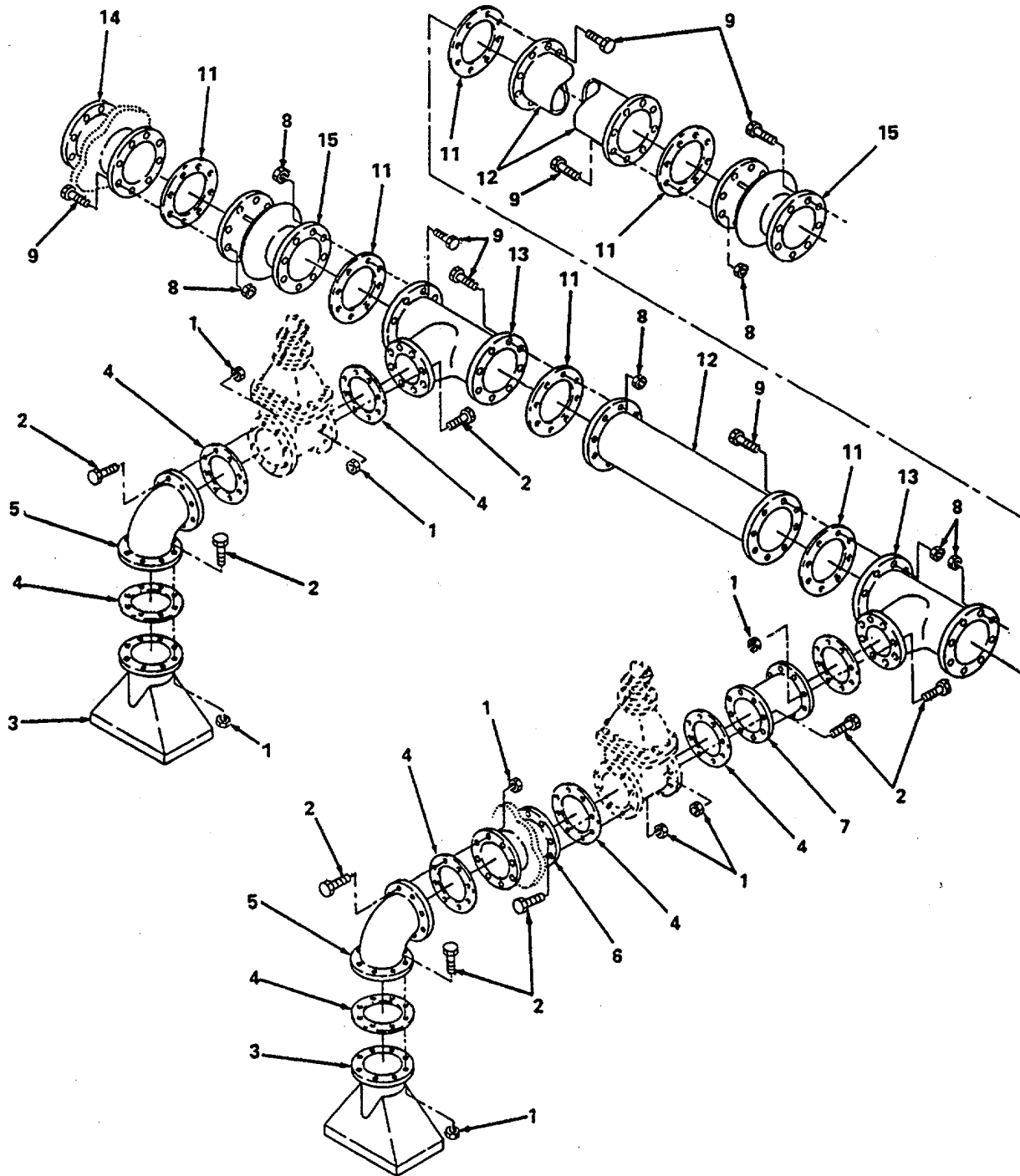


Figure 26. Cargo Transfer Piping (Sheet 3 of 3).

## SECTION II

TM55-1930-202-24P

(1) ITEM NO	(2) SMR CODE	(3) CAGEC	(4) PART NUMBER	(5) DESCRIPTION AND USABLE ON CODES(UOC) QTY	(6)
GROUP 12 TRANSFER PIPING					
FIG. 26 CARGO TRANSFER PIPING					
1	PBHZZ	96906	MS51971-1	.NUT, HEXAGON SIZE 1/4 20THD 296	
2	XDHZZ	96906	MS35307-319	.SCREW,CAP,HEXAGON H..... 296	
3	XDHZZ	97403	231B9-38	.BELLMOUTH,FUEL TRAN 6 IN..... 6	
4	XDHZZ	97403	231B9-46	.GASKET,ASB,FUEL TRA 6 IN ..... 23	
5	XDHZZ	80204	ANSIB31.1	.ELBOW,FLGD,FUEL TRA NSFER 6 IN..... 5	
6	XDHZZ	80204	ANSIB31.1	.FLG,BULKHD,FUEL TRA 6 IN..... 3	
7	XDHZZ	80204	ANSIB31.1	.PIPE,FLANGED CARGO, 6 IN ..... 6	
8	PAHZZ	96906	MS35650-3394	.NUT,PLAIN,HEXAGON PIPING 1/2 IN 10	
9	XDHZZ	96906	MS35764-1449	.BOLT,SELF-LOCKING 1/2 IN X 3 1/2 ..... 10	
10	XDHZZ	80204	ANSIB31.1	.ELBOW,FLGD,FUEL TRA 6 IN (REDUCER 6 IN X 8 IN.)	1
11	XDHZZ	97403	231B9-32	.GASKET,ASBESTOS, 8 IN..... 19	
12	XDHZZ	80204	ANSIB31.1	.PIPE,FLANGED CARGO, 8 IN..... 17	
13	XDHZZ	80204	ANSIB31.1	.TEE,FLGD,FUEL TRANS FER 8 IN X 8..... 5	
14	XDHZZ	80204	ANSIB31.1	.FLG,BULKHD,FUEL TRA SFER PIPING 8. 4 INN	
15	XDHZZ	02056	S11N100	.EXPANSION COUPLER FUEL TRANSFER 6	

END OF FIGURE

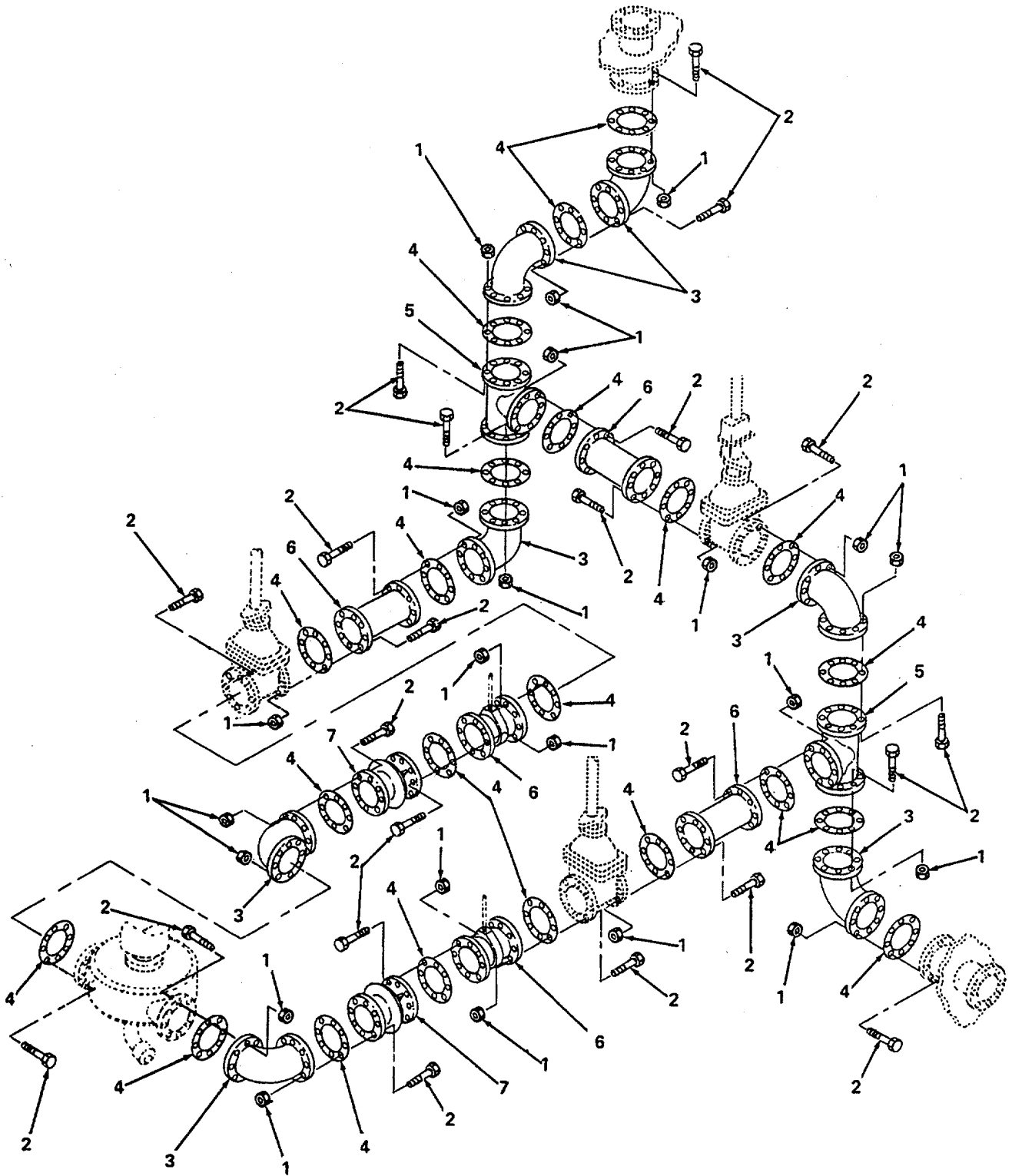


Figure 27. Pump Room Piping.

## SECTION II

TM55-1930-202-24P

(1) ITEM NO	(2) SMR CODE	(3) CAGEC	(4) PART NUMBER	(5) DESCRIPTION AND USABLE ON CODES(UOC)	(6) QTY
GROUP 12 TRANSFER PIPING					
FIG. 27 PUMP ROOM PIPING					
1	PBHZZ	96906	MS51971-1	.NUT, HEXAGON SIZE 1/4 20THD.....	176
2	XDHZZ	96906	MS35307-319	.BOLT,MACH, PUMP ROO.....	176
3	XDHZZ	80204	ANSIB31.1	.ELBOW,90 DEG,8 IN, .....	7
4	XDHZZ	97403	231B9-45	.GASKET,8 IN ASB, PU.....	22
5	XDHZZ	80204	ANSIB31.1	.TEE,8 IN,FLGD, PUMP .....	2
6	XDHZZ	80204	ANSIB31.1	.PIPE,8 IN ID,STD BLK,WELDED FLGS .....	5
7	XDHZZ	02056	SIIN100	.COUPLER,EXPANSION, 8 IN.....	2

END OF FIGURE



1  
2 THRU 4'

20  
21 THRU 25

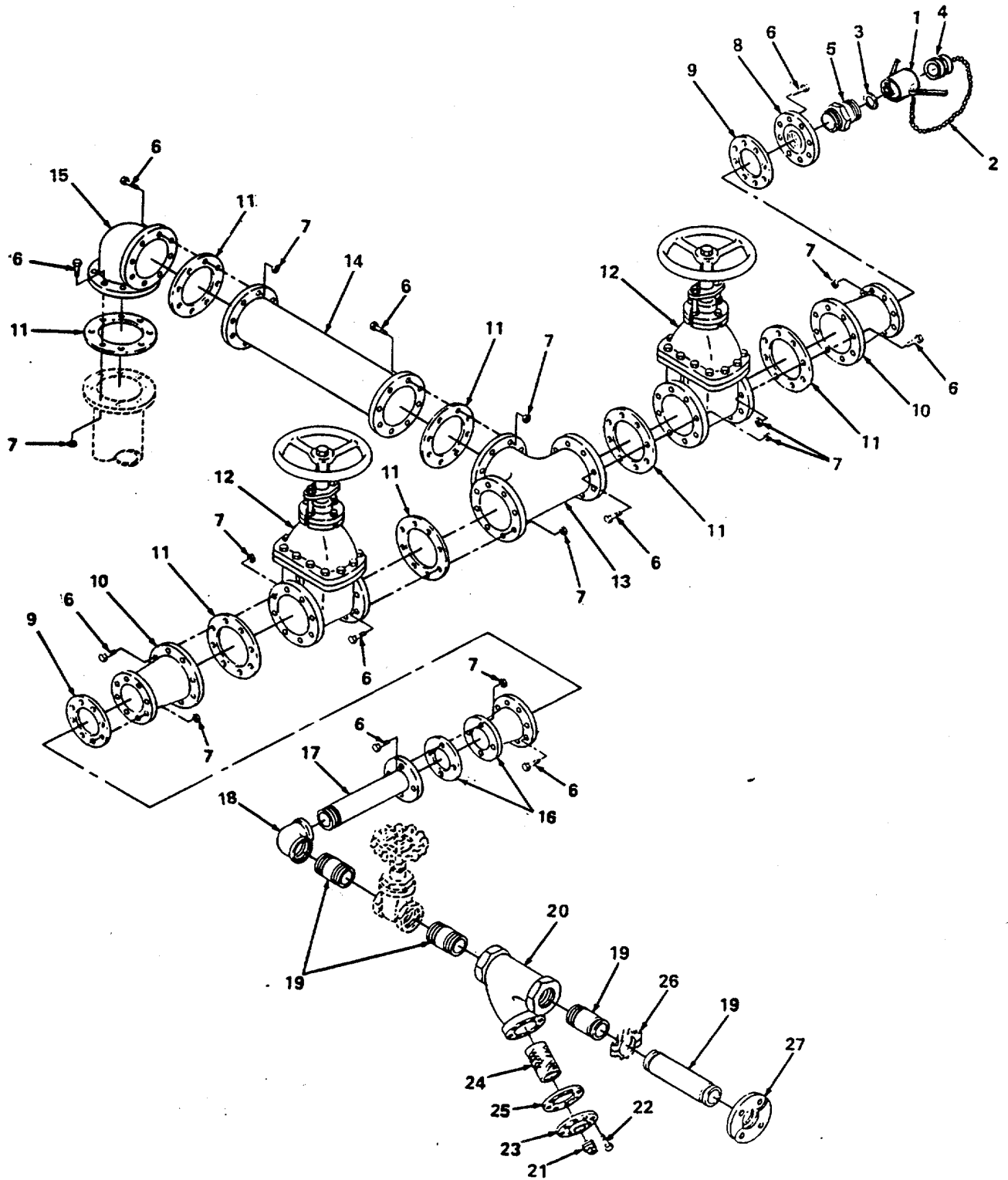


Figure 28. Deck Transfer Piping.

SECTION II

TM55-1930-202-24P

(1) ITEM NO	(2) SMR CODE	(3) CAGEC	(4) PART NUMBER	(5) DESCRIPTION AND USABLE ON CODES(UOC)	(6) QTY
GROUP 12 TRANSFER PIPING					
FIG. 28 DECK TRANSFER PIPING					
1	PAHZZ	96906	MS27024-18	.COUPLING HALF,QUICK.....	1
2	PAHZZ	81348	TYPE2,CL2,TRADE NO.4	..CHAIN,WELDLESS,ON D .....	1
3	PAHZZ	96906	MS27030-9	GASKET.....	1
4	XDHZZ	96906	MS27029-18NPN	CAP,DUST,ON DECK FU 3 IN .....	1
5	XDCZZ	96906	MS51953-270	.NIPPLE,PIPE 4INX61N .....	1
6	XDHZZ	96906	MS35307-319	.SCREW,CAP,HEXAGON H 1/4 IN X 3 1/ 4 IN LNG .....	64
7	PBHZZ	96906	MS51971-1	.NUT,PLAIN,HEXAGON SIZE 1/4 20THD...	64
8	XDHZZ	97403	13222E5955-FL1	.6" BLIND FLANGED, 125 LB, WELDED.... NIPPLE .....	1
9	XDHZZ	97403	231B9-46	.GASKET,ASB,ON DECK 6 IN .....	1
10	XDHZZ	97403	13222E5955-F4	.8" X 6" REDUCER, 125 LB .....	1
11	XBHZZ	97403	231B9-45	.GASKET,ASB,ON DECK 8 IN .....	7
12	XDHZZ	93115	1949	.PLUG VALVE,ON DECK 8 IN, FLGD .....	2
13	XDHZZ	97403	13222E5955-F3	.8" TEE, FLANGED, 125 LB .....	1
14	XDHZZ	97403	13222E5955-P1	.8" PIPE WELDED FLG.....	1
15	XDHZZ	97403	13222E5955-F2	.90 DEGREE ELBOW 8" FLANGED, 125 LB	1
16	XDHZZ	97403	13222E5955-F5	.6" X 3" REDUCER W/GRADE T GASKET.	1
17	XDHZZ	97403	13222E5955-FL2	.FLANGE 3IN SCREW ON.....	1
18	XDHZZ	97403	13222E5955-F6	.3" 90 DEG STREET ELBOW, 150LB..... SCREWED.....	1
19	XDHZZ	97403	13222E5955-P5	.3" PIPE THD BOTH ENDS FOR ON DECK FUEL TRANSFER .....	1
20	XDHHH	53059	M16293C45	STRAINER, "Y", ON .....	1
21	PAHZZ	96906	MS9015-14	.PLUG,PIPE, "Y" STRA INER.....	11
22	XDHZZ	96906	MS9093-11	.BOLT,MACHINE INER .....	8
23	XDHZZ	53059	CAP3AF250	.FLANGE,CAP,"Y" STRA INER .....	1
24	XDHZZ	53059	118PERFSS3AF250	.STRAINER,ON "Y" STR AINER .....	1
25	XDHZZ	53059	GAS3AF250	.GASKET,"Y" STRAINER .....	1
26	XDHZZ	79154	STYLE77	.COUPLING,VICTAULIC, ON DECK FUEL TRANSFER,3 IN (W/GR "T" GASKET).....	1
27	XDHZZ	79154	STYLE741	.FIG,VICTAULIC,ON DE 3 IN, 125 LB, ..... W/ GR "T" GASKET .....	1

END OF FIGURE

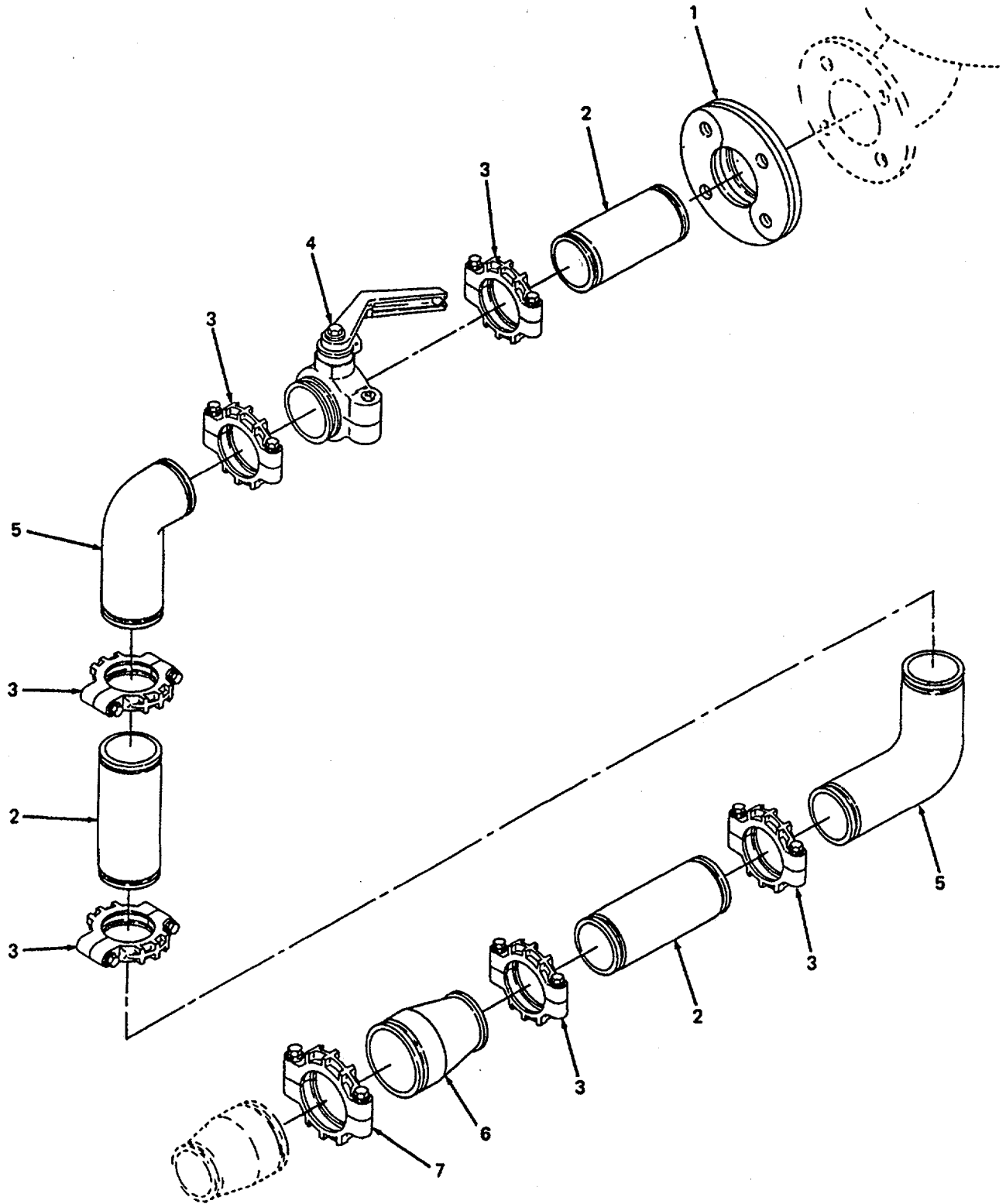


Figure 29. Fuel Separator Outlet.

**SECTION II**

**TM55-1930-202-24P**

(1) ITEM NO	(2) SMR CODE	(3) CAGEC	(4) PART NUMBER	(5) DESCRIPTION AND USABLE ON CODES(UOC)	(6) QTY
GROUP 12 TRANSFER PIPING					
FIG. 29 FUEL SEPARATOR OUTLET					
1	XDHZZ	79154	STYLE77	.COUPLING,VICTAULIC, 4 IN,W/GR "T" GASKET.....	1
2	XDHZZ	80204	ANSIB31.1	.PIPE,STD BLK, FUEL 3 1/2 IN OD.....	1
3	XDHZZ	79154	STYLE77	.COUPLING,VICTAULIC, 4 IN, W/GR ..... "T" GASKET .....	1
4	XDHZZ	79154	SERIES700	.VALVE,BUTTERFLY,FUE 3 IN, LATCH .... LOCK HANDLE W/GR "T" GASKET.....	1
5	XDHZZ	80204	ANSIB31.1	.ELBOW,90 DEG STD BL FITTED FOR..... VICTAULIC COUPLING .....	2
6	XDHZZ	79154	STYLE50	.REDUCER,VICTAULIC, 6 IN X 3 IN .....	2
7	XDHZZ	79154	STYLE77	.COUPLING,VICTAULIC, 6 IN W/GR "T" GASKET.....	2

END OF FIGURE

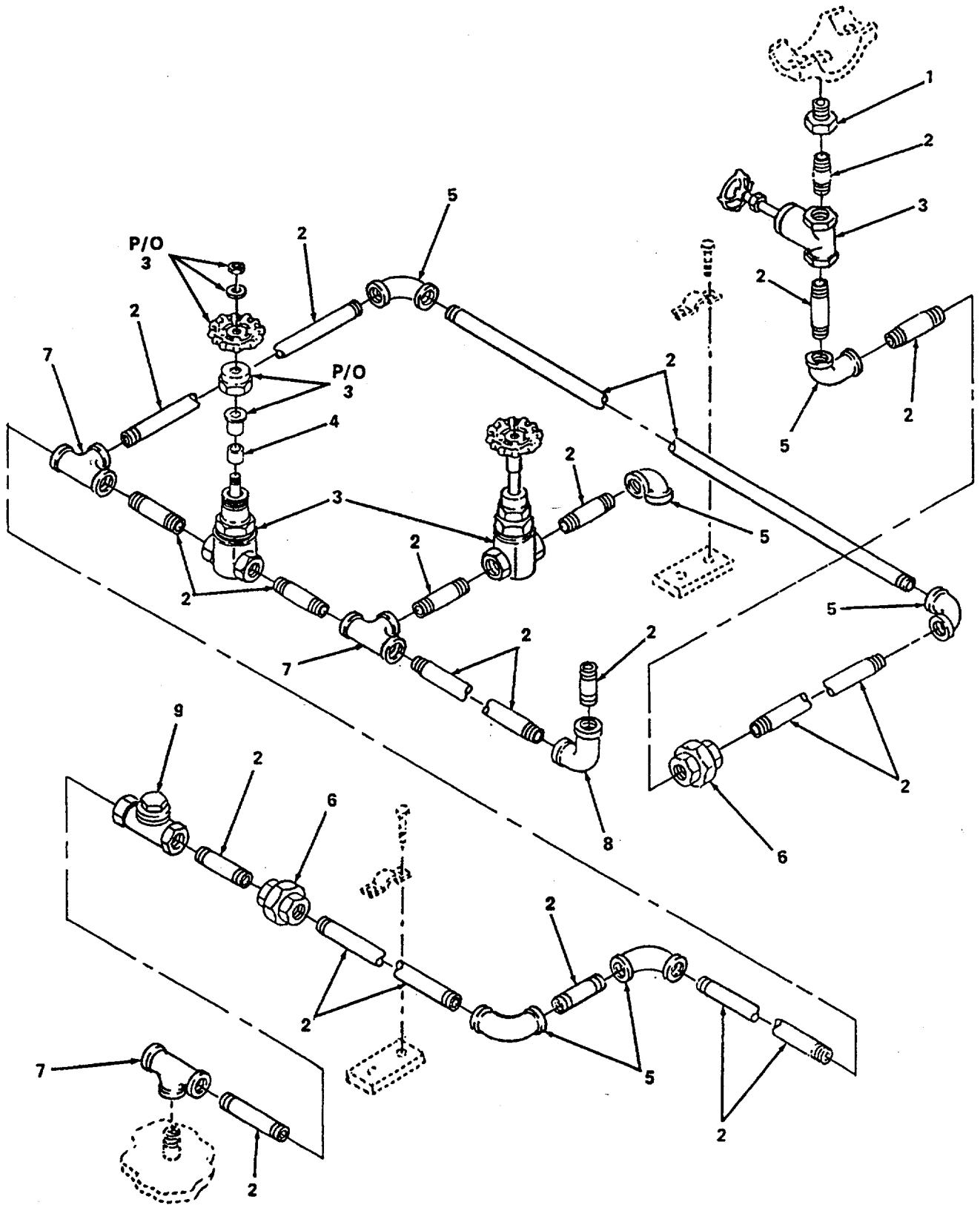


Figure 30. Manifold Drain.

**SECTION II**

**TM55-1930-202-24P**

(1) ITEM NO	(2) SMR CODE	(3) CAGEC	(4) PART NUMBER	(5) DESCRIPTION AND USABLE ON CODES(UOC)	(6) QTY
GROUP 12 TRANSFER PIPING					
FIG. 30 MANIFOLD DRAIN					
1	XDHZZ	82666	FIG181	.BUSHING,MANIFOLD DR AIN,I 1/2 IN X 1 IN OUTSIDE HEX .....	1
2	XDHZZ	81348	WWP406	.PIPE,MANIFOLD DRAIN 1 IN.....	13
3	XDHZZ	82666	FIG8103	.VALVE,GATE,MANIFOLD DRAIN,1 IN,..... SCWD.....	2
4	XDHZZ	82666	71G103/B13-175	PACKING,VALVE,MANIF OLD DRAIN .....	1
5	XDHZZ	80204	ANSIB16.3	.ELBOW,MANIFOLD DRAI N, 90 DEG 1 IN 150 LB SCWD .....	4
6	XDHZZ	81348	WWU531-05-T-A	.UNION,MANIFOLD DRAI N,1 IN 150 LB SCWD.....	1
7	XDHZZ	80204	ANSIB16.3	.TEE,MANIFOLD DRAIN 1 IN 150 LB SCRWD .....	3
8	XDHZZ	80204	ANSIB16.3	.ELBOW STREET,MANIFO LD,90 DEG 1 IN 150 LB SCRWD.....	1
9	XDHZZ	82666	FIGB319	CHECK VALVE,MANIFOL D,1 IN SWING, SCWD.....	1

END OF FIGURE

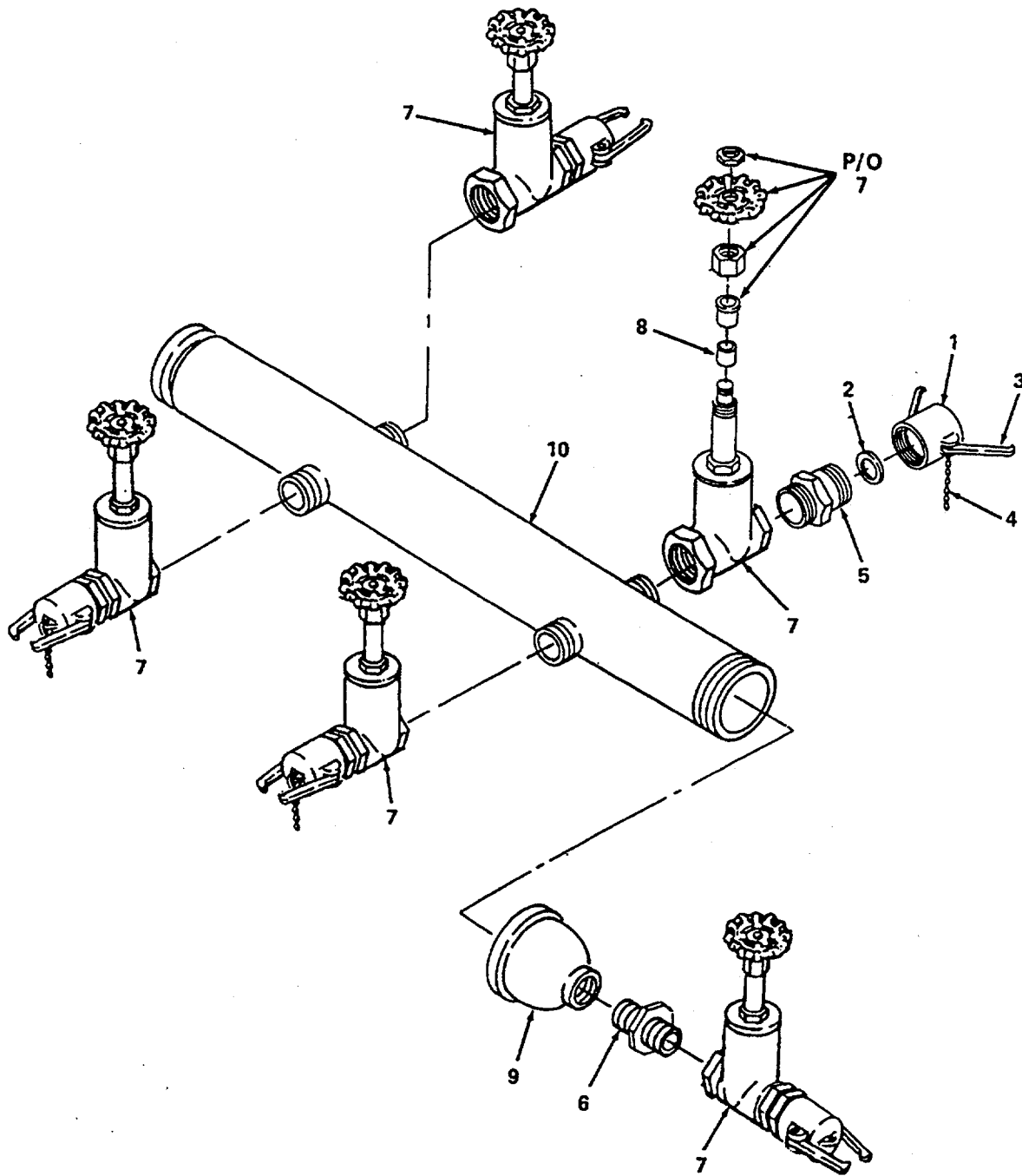


Figure 31. Manifold.

SECTION II

TM55-1930-202-24P

(1) ITEM NO	(2) SMR CODE	(3) CAGEC	(4) PART NUMBER	(5) DESCRIPTION AND USABLE ON CODES(UOC) QTY	(6)
GROUP 12 TRANSFER PIPING					
FIG. 31 MANIFOLD					
1	XDHZZ	24181	7239	.CAP,DUST,FUEL OIL D ISCHARGE ..... 5 MANIFOLD 1 1/2 IN	
2	XDHZZ	96906	MS27030-9	GASKET MANIFOLD..... 5	
3	PAHZZ	96906	MS87006-2	.HOOK,CHAIN,S ..... 10	
4	PAHZZ	81348	RR-C-271,TYPE 2, CLASS 3	.CHAIN,WELDLESS OIL MANIFOLD ..... 5 DISCHARGE	
5	XDHZZ	24181	723918	.ADAPTER,FUEL OIL DI SCHARGE ..... 5 MANIFOLD,EXT THD	
6	XDHZZ	80204	ANSIA106	.NIPPLE,FUEL OIL DIS CHARGE..... 1 MANIFOLD,1 1/2 IN EXT THD	
7	XDHZZ	82666	FIGB103	.VALVE,GATE,FUEL OIL DISCHARGE ..... 5 MANIFOLD 1 1/2 IN BRONZE	
8	XDHZZ	82666	FIGB103-P	PACKING,VALVE..... 1	
9	XDHZZ	80204	ANS1516.3	.REDUCER,MANIFOLD FUEL OIL..... 1 DISCHARGE 4 IN X 1 1/2 IN	
10	XDHZZ	97403	13222E5954	.MANIFOLD,FUEL OIL D ISCHARGE 1	

END OF FIGURE



1  
II  
2 THRU 8

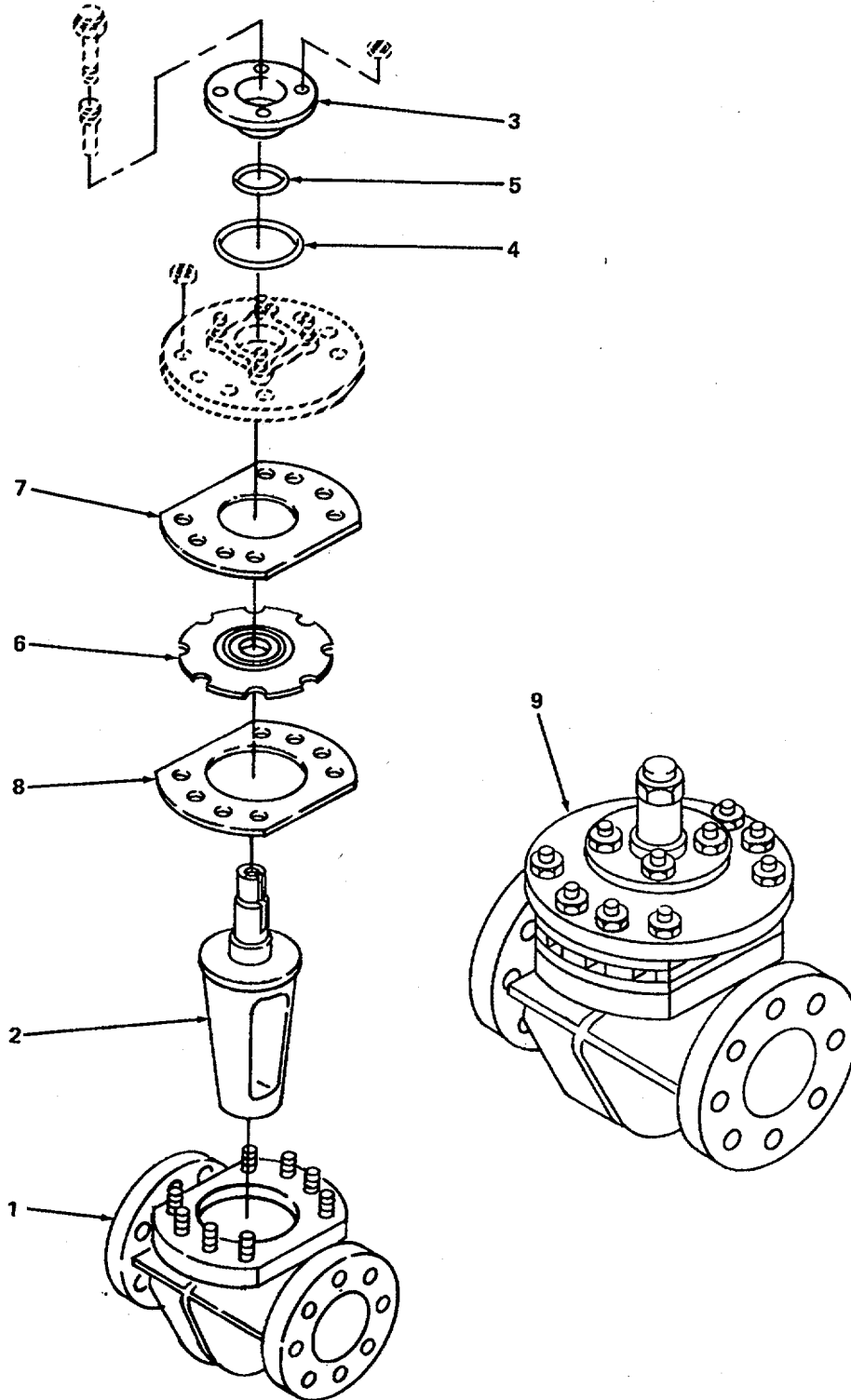


Figure 32. Valves.

**SECTION II**

**TM55-1930-202-24P**

(1) ITEM NO	(2) SMR CODE	(3) CAGEC	(4) PART NUMBER	(5) DESCRIPTION AND USABLE ON CODES(UOC)	(6) QTY
GROUP 12 TRANSFER PIPING					
FIG. 32 VALVES					
1	XDHHH	93115	MDL143	VALVE,CARGO PIPING, 8 IN .....	3
2	XDHZZ	93115	114707	.PLUG,VALVE,CARGO P IPING,8 IN.....	1
3	XDHZZ	93115	115955	GLAND,VALVE,CARGO P IPING.....	1
4	XDHZZ	93115	934039	.O RING,INSIDE,VALV .....	3
5	XDHZZ	93115	934046	.O RING,OUTSIDE,VAL.....	1
6	XDHZZ	93115	75661	.DIAPHRAGM,VALVE,CAR GO PIPING .....	1
7	XDHZZ	93115	56175	.GASKET,FULL,CARGO P IPING VALVE...	1
8	XDHZZ	93115	56176	.GASKET,RING,VALVE,C ARGO PIPING...	1
9	XDHHH	93115	MDL143	VALVE,FUEL TRANSFER PIPING,6 IN .....	6

END OF FIGURE

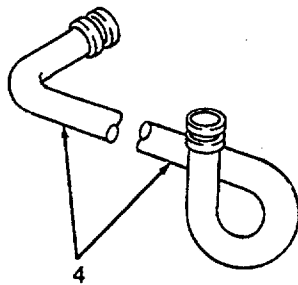
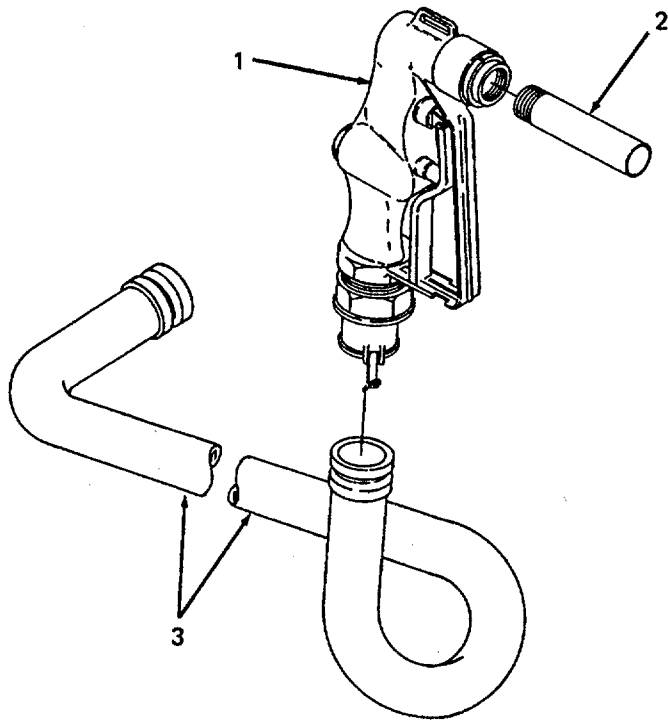


Figure 33. Hoses, Nozzles.

SECTION II

TM55-1930-202-24P

(1) TEM NO	(2) SMR CODE	(3) CAGEC	(4) PART NUMBER	(5) DESCRIPTION AND USABLE ON CODES(UOC)	(6) QTY
GROUP 12 TRANSFER PIPING					
FIG. 33 HOSES, NOZZLES					
1	PACZZ	81718	OPW1290	.NOZZLE,FUEL DISPENS ING.....	1
2	PACZZ	81718	5D	..SPOUT,NOZZLE .....	1
3	XDCZZ	24161	9200SB	.HOSE,CARGO FILL ,4 IN ID X 50 FT W/SWAGED ON NIPPLES.....	1
4	XDCZZ	81349	MIL-H-370 TYPE 2 CLASS 1 STYLE A	.HOSE ASSEMBLY,NONME ASSY 1 1/2 IN ID X 20 FT TYPEII,SIZE5,CL1,STYLEA, BRZ(52993).....	1

END OF FIGURE

1  
2 THRU 33'

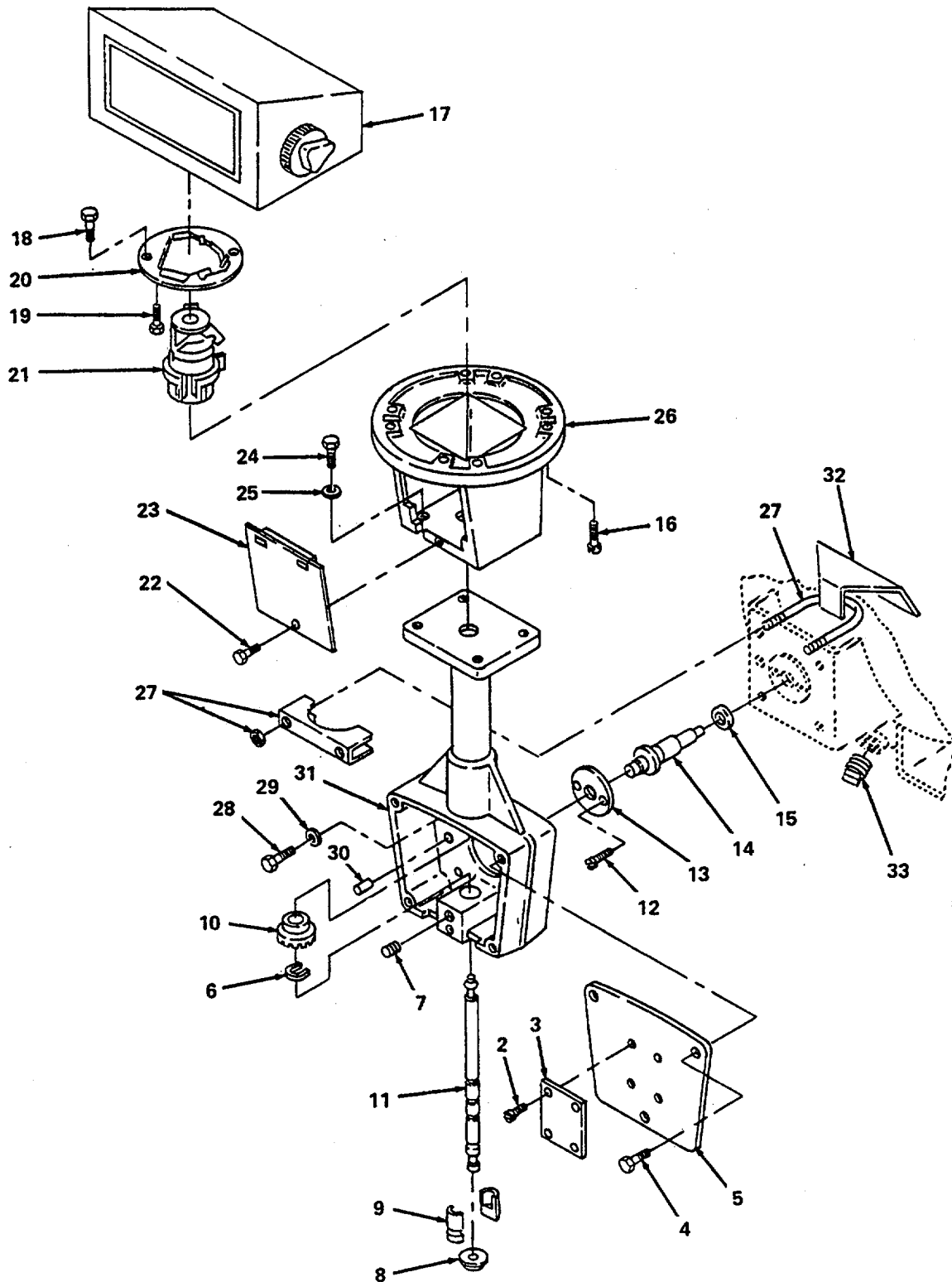


Figure 34. Fuel Oil Totalizer (Sheet 1 of 2).

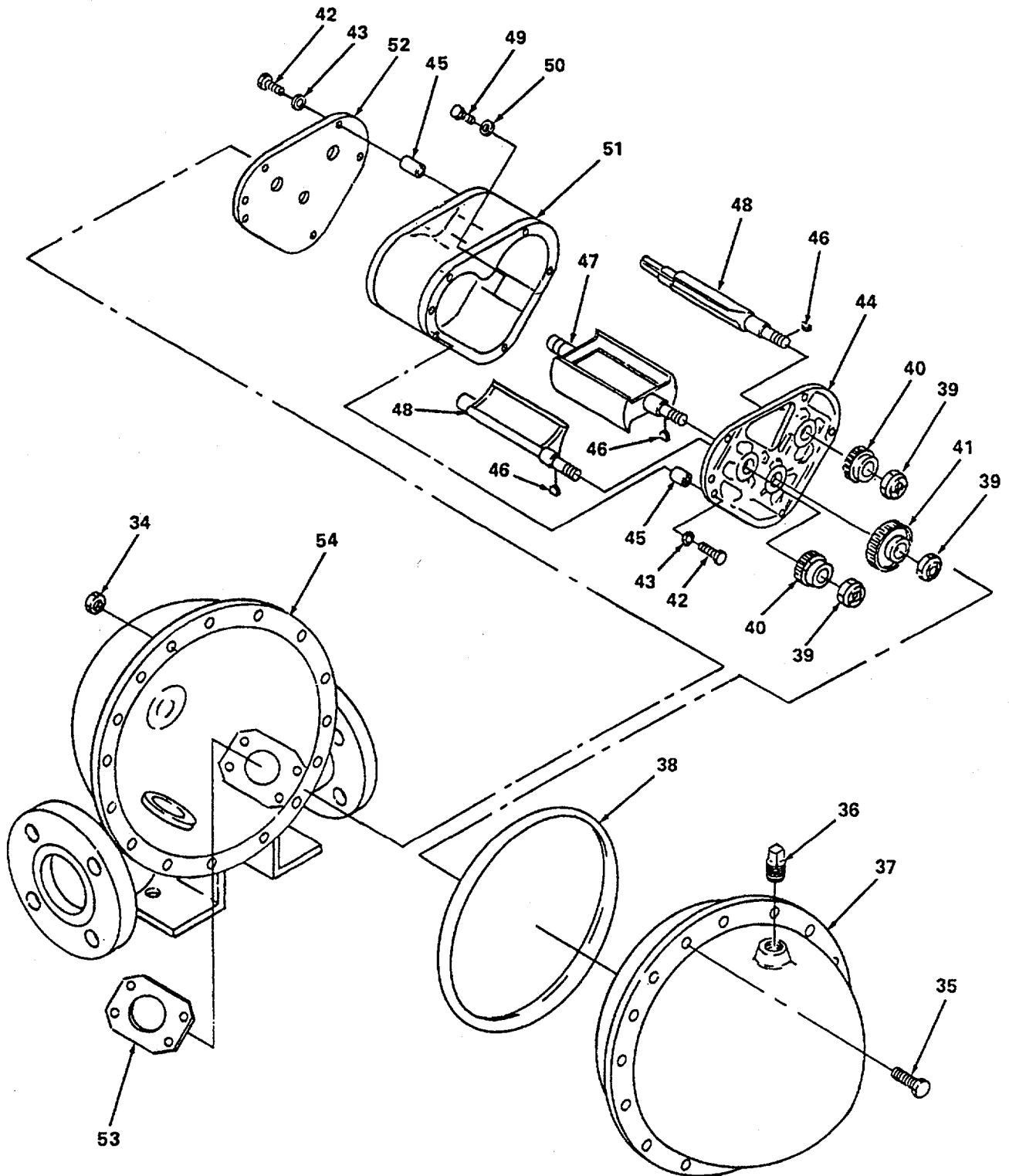


Figure 34. Fuel Oil Totalizer (Sheet 2 of 2).

## SECTION II

TM55-1930-202-24P

(1) ITEM NO	(2) SMR CODE	(3) CAGEC	(4) PART NUMBER	(5) DESCRIPTION AND USABLE ON CODES(UOC)	(6) QTY
GROUP 12 TRANSFER PIPING					
FIG. 34 FUEL OIL TOTALIZER					
1	XDFHH	04366	MS30A1	TOTALIZER,FUEL OIL METER,3 IN. W/ ANSI 150 LB FLANGE .....	1
2	XDHZZ	04366	306	.SCREW,NAME PLATE ONE EACH CORNER	4
3	XDHZZ	04366	40136	.NAME PLATE ON DUST COVER .....	1
4	XDHZZ	04366	6255	.BOLT,DUST COVER ONE BOTTOM,TWO EACH CORNER TOP .....	3
5	XDHZZ	04366	46126	.PLATE,DUST COVER FORWARD END OF HOUSING .....	1
6	XDHZZ	04366	2188	.RETAINER,ADJUSTER DRIVE,INSIDE HOUSING.....	2
7	XDHZZ	04366	6148	.SET SCREW,LOWER LEFT CORNER HOUSING.....	1
8	XDHZZ	04366	7224	.PLUG,EXPANSION, BOTTOM OF HOUSING.	1
9	XDHZZ	04366	41786	.BUSHING,ADJUSTER DRIVE,BOTTOM DRIVE SHAFT .....	2
10	PAHZZ	04366	40818	.GEAR,SPUR DRIVE 2:1,INSIDE HOUSING	1
11	XDHZZ	04366	46824	.SHAFT,ADJUSTER DRIVE,BOTTOM OF HOUSING.....	1
12	XDHZZ	04366	6840	.SCREW,PACKING GLAND,PORT AND STBD OF GLAND .....	2
13	XDHZZ	04366	41560	.SEAL PLATE PACKING GLAND.....	1
14	XDHZZ	04366	46609	.GLAND,PACKING STANDARD,2:1 RATIO, VITON .....	1
15	PAHZZ	04366	4294	.PACKING,PREFORMED GLAND .....	1
16	PAFZZ	96906	MS51958-59	.SCREW,MACHINE TALIZER.....	2
17	XDHZZ	79142	01132	.COUNTER,WHOLE GALLO N (GOVERNMENT)	1
18	XDHZZ	04366	362	.BOLT,ADJUSTER PLATE PORT AND STARBOARD .....	2
19	XDHZZ	04366	7063	.BOLT,ADJUSTER MOUNTING .....	1
20	XDHZZ	04366	42660	.PLATE,ADJUSTER ADAPTER.....	1
21	PAHZZ	04366	42600	.ADJUSTER ASSEMBLY .....	1
22	XDHZZ	04366	4494	.BOLT,ADJUSTER COVER BOTTOM OF COVER .....	1
23	XDHZZ	04366	46129	.COVER,ADJUSTER FRONT END	1
24	XDHZZ	04366	6754	.BOLT,ADJUSTER ADAPTER,INSIDE HOUSING.....	4
25	XDHZZ	04366	6081	.WASHER,ADJUSTER ADAPTER,INSIDE HOUSING.....	4
26	XDHZZ	04366	44074	.ADAPTER,ADJUSTER.....	1
27	XDHZZ	04366	7143	.CLAMP,SUPPORT HOUSING PACKING GLAND.....	1
28	XDHZZ	04366	6788	.SCREW,SUPPORT WEIDMENT,INSIDE HOUSING	4
29	XDHZZ	04366	6019	.WASHER,SUPPORT WEIDMENT,ON SCREW INSIDE HSG.....	4
30	XDHZZ	04366	4295	.PIN,LOCATOR, INSIDE HOUSING .....	2
31	XDHZZ	04366	46823	.HOUSING,PACKING GLAND .....	1
32	XDHZZ	04366	46803	.HOUSING SUPPORT PACKING GLAND...	1

## SECTION II

TM55-1930-202-24P

(1) ITEM NO	(2) SMR CODE	(3) CAGEC	(4) PART NUMBER	(5) DESCRIPTION AND USABLE ON CODES(UOC)	(6) QTY
33	XDHZZ	04366	6961	.PLUG,WELDMENT PIPE, BOTTOM OF HOUSING.....	1
34	XDHZZ	04366	6707	.NUT COVER,REAR BEARING PLATE .....	20
35	XDHZZ	04366	7294	.BOLT,COVER UPPER REAR HEMISPHERE	20
36	XDHZZ	04366	6461	.PLUG1WELDMENT PIPE UPPER REAR HEMISPHERE.....	1
37	XDHZZ	04366	46806	.HEMISPHERE,STEEL UPPER REAR.....	1
38	XDHZZ	04366	7176	.O-RING,COVER UPPER REAR HEMISPHERE	1
39	XDHZZ	04366	43817	.NUT,ROTOR,CADMIUM PLD STEEL .....	3
40	PAHZZ	04366	43816	.GEAR,STAINLESS STEEL,ROTOR DISPLACEMENT.....	2
41	PAHZZ	04366	43815	.GEAR,N1-RESIST ROTOR BLOCKING.....	1
42	XDHZZ	04366	4646	.SCREW,CADMIUM PLD STEEL,FRONT BEARING PLATE .....	16
43	XDHZZ	04366	4644	.WASHER,CADMIUM PLD STEEL,FRONT BEARING PLATE	16
44	PBHZZ	04366	44102	.PLATE,N1-RESIST FRONT BEARING .....	1
45	XDHZZ	04366	40099	.DOWEL, BEARING PLATE.....	4
46	PAHZZ	04366	4506	.KEY,WOODRUFF STEEL,DISPLACEMENT ROTOR .....	3
47	PAHZZ	04366	46802	.ROTOR,CAST IRON BLOCKING.....	1
48	PBHZZ	04366	40714	.ROTOR,ANODIZED AL DISPLACEMENT .	2
49	XDHZZ	04366	4444	.SCREW METER RETAINING .....	4
50	XDHZZ	04366	6054	.WASHER METER RETAINING SCREWS .	4
51	XDHZZ	04366	46800	.HOUSING,ALUMINUM.....	1
52	PAHZZ	04366	44102	.PLATE,N1-RESIST REAR BEARING .....	1
53	XDHZZ	04366	46835	.GASKET,METER MOUNTING.....	1
54	XDHZZ	04366	46805	.HEMISPHERE,STEEL LOWER FRONT ....	1

END OF FIGURE



SECTION III

(NOT APPLICABLE)

## CROSS-REFERENCE INDEXES

NATIONAL STOCK NUMBER INDEX			NATIONAL STOCK NUMBER INDEX		
STOCK NUMBER	FIG	ITEM	STOCK NUMBER	FIG.	ITEM
5315-00-012-4553	19	8	5310-00-903-5966	26	1
4730-00-050-4208	19	48		27	1
	19	52		28	7
6680-00-053-4963	34	21	5310-00-933-8121	10	8
4730-00-054-6226	28	1		25	9
5305-00-059-3655	34	16	5310-00-965-1800	22	1
5310-00-136-5712	19	47	5305-00-988-1721	19	49
4010-00-171-4512	31	4	3020-01-155-0184	34	10
5330-00-171-6817	19	51	2815-01-228-0228	23	40
4030-00-174-1243	31	3	2920-01-228-0229	23	43
5310-00-184-8628	22	2	2815-01-228-0230	23	28
5310-00-209-0786	19	27	2910-01-228-0231	33	1
5306-00-226-4822	19	38	2910-01-228-5761	33	2
5305-00-226-7234	25	10	3020-01-228-5762	34	41
2530-00-238-5307	19	30	2910-01-228-5763	34	44
2815-00-242-2866	19	3		34	52
4730-00-253-4414	25	15	4320-01-228-5764	34	47
5315-00-282-1151	19	19	2910-01-228-5765	34	48
5365-00-285-6782	19	18	3110-01-228-5782	23	10
2520-00-347-3833	19	20	3110-01-228-5783	23	21
3040-00-354-6873	19	33	5315-01-229-6093	34	46
3130-00-354-6922	19	36	4320-01-230-0620	23	26
5310-00-371-6438	19	16	4320-01-230-0621	23	35
3020-00-374-7249	19	17			
3130-00-374-7260	19	37			
2520-00-374-7283	19	12			
3040-00-390-8843	19	9			
5315-00-411-8985	1	2			
5310-00-488-9327	26	8			
5305-00-543-2419	19	1			
	19	10			
5330-00-569-7664	18	3			
5360-00-597-3868	19	22			
5330-00-605-5824	34	15			
2520-00-620-5687	19	29			
5310-00-637-9541	19	2			
	19	7			
	19	11			
5310-00-680-6823	14	3			
5305-00-725-2317	19	4			
	19	6			
5310-00-763-8921	14	2			
5310-00-767-9425	1	3			
5310-00-768-0319	25	8			
5310-00-851-2674	10	7			
	18	1			
5310-00-865-6073	10	2			
5310-00-880-7745	12	2			
5330-00-899-4509	28	3			
5315-00-903-5944	1	4			

## CROSS-REFERENCE INDEXES

## PART NUMBER INDEX

CAGEC	PART NUMBER	STOCK NUMBER	FIG.	ITEM
80204	ANSIA106		10	11
			31	6
80204	ANSIB16.3		30	5
			30	7
			30	8
80204	ANSIB1613		25	3
80204	ANSIB31.1		10	10
			18	4
			18	7
			25	12
			25	13
			26	5
			26	6
			26	7
			26	10
			26	12
			26	13
			26	14
			27	3
			27	5
			27	6
			29	2
			29	5
80204	ANSIB163		25	7
80204	ANSIB31.1		12	4
			18	6
80204	ANS1516.3		31	9
80204	ANS15163		25	2
81346	ASTMA42375		10	6
97403	B-2463		8	1
97403	BG6222S5501		15	1
53059	CAP3AF250		28	23
77873	CL-6950	3020-00-374-7249	19	17
75665	C280		21	1
81348	FFP386		10	1
82666	FIGB103		25	5
			31	7
82666	FIGB103-P		31	8
82666	FIGB319		30	9
82666	FIG103/B13-175		25	6
19548	FIG161SZA21		17	2
19548	FIG162SZ14021		17	4
82666	FIG181		30	1
82666	FIG8103		30	3
53059	GAS3AF250		28	25
75665	GRSZNPLTD		21	3
75665	HEXSOC-CUPPT		21	4
90854	H0052		25	1
97403	H482		16	1
97403	H768-92		6	2
97403	H772		6	3

## CROSS-REFERENCE INDEXES

## PART NUMBER INDEX

CAGEC	PART NUMBER	STOCK NUMBER	FIG.	ITEM
73124	IF4-P3		3	1
63097	LM3795903		24	3
19548	MDL113SZO		17	3
93115	MDL143		32	1
			32	9
81349	MIL-H-370 TYPE 2		33	4
	CLASS 1 STYLE A			
97403	MILG12803B	5330-00-569-7664	18	3
81349	MILG18014TYACLA		9	4
97403	MILG23652		1	5
21444	M08265518		20	3
			20	10
			20	11
			20	12
			20	13
			20	20
			20	40
21444	M08265518REF1		20	26
21444	M08265518REFIA		20	21
21444	M08265518REFIAB2		20	17
	-50 AND 51			
21444	M08265518REF1AB2		20	23
	52,53,54			
21444	M08265518REF1AB2		20	24
	55			
21444	M08265518REFIAB2		20	18
	57			
21444	M08265518REFIAB2		20	22
	62			
21444	M08265518REFIAB2		20	19
	64			
21444	M08265518REF10		20	42
21444	M08265518REF100		20	
21444	M08265518REF12		20	6
21444	M08265518REF12A		20	39
21444	M08265518REF13		20	9
21444	M08265518REF14		20	5
21444	M08265518REF15		20	7
21444	M08265518REF19		20	25
21444	M08265518REF2,RE		20	15
	F3			
21444	M08265518REF20		20	16
21444	M08265518REF21		20	8
21444	M08265518REF21A		20	38
21444	M08265518REF22		20	4
21444	M08265518REF23		20	43
21444	M08265518REF24		20	44
21444	M08265518REF4A1,		20	34
	2			
21444	M08265518REF4A10		20	35
21444	M08265518REF4A3		20	37

## CROSS-REFERENCE INDEXES

## PART NUMBER INDEX

CAGEC	PART NUMBER	STOCK NUMBER	FIG.	ITEM
21444	MO8265518REF4A5		20	36
21444	M08265518REF5		20	14
21444	MO8265518REF5A1, 5A2		20	27
21444	M08265518REF5A10 ,5All		20	30
21444	MO8265518REF5A3		20	29
21444	M08265518REF5A4		20	33
21444	MO8265518REF5A5		20	32
21444	MO8265518REF5A7		20	28
21444	M08265518REF5A9		20	31
21444	MO8265518REF7		20	41
39004	MSC1-7		12	1
96906	MS15003-1	4730-00-050-4208	19	48
			19	52
96906	MS15795-816	5310-00-184-8628	22	2
96906	MS15795-818	5310-00-767-9425	1	3
96906	MS20392-4C41	5315-00-903-5944	1	4
96906	MS27024-18	4730-00-054-6226	28	1
96906	MS27029-18NPN		28	4
96906	MS27030-9	5330-00-899-4509	28	3
			31	2
96906	MS27950-24		1	7
04366	MS30A1		34	1
96906	MS35206-277	5305-00-988-1721	19	49
96906	MS35302-6		10	9
96906	MS35307-319		26	2
			27	2
			28	6
96906	MS35335-33	5310-00-209-0786	19	27
96906	t1S35338-108	5310-00-680-6823	14	3
96906	MS35338-139	5310-00-933-8121	10	8
			25	9
96906	MS35338-45		19	39
96906	MS35338-46	5310-00-637-9541	19	2
			19	7
			19	11
96906	MS35650-3394	5310-00-488-9327	26	8
96906	MS35691-1	5310-00-851-2674	10	7
			18	1
96906	MS35756-17	5315-00-012-4553	19	8
96906	MS35764-1449		26	9
96906	MS39230-4	4730-00-253-4414	25	15
96906	MS51846A-60		25	4
96906	MS51953-270		28	5
96906	MS51958-59	5305-00-059-3655	34	16
96906	MS51967-23	5310-00-763-8921	14	2
96906	M551968-11	5310-00-880-7745	12	2
96906	MS51968-2	5310-00-768-0319	25	8
96906	MS51971-1	5310-00-903-5966	26	1
			27	1

## CROSS-REFERENCE INDEXES

## PART NUMBER INDEX

CAGEC	PART NUMBER	STOCK NUMBER	FIG.	ITEM
96906	MS51971-1	5310-00-903-5966	28	7
96906	MS51971-4	5310-00-965-1800	22	1
96906	MS87006-2	4030-00-174-1243	31	3
96906	MS9015-14		28	21
96906	MS90725-180		14	4
96906	MS90725-26	5305-00-226-7234	25	10
96906	MS90725-35		12	3
96906	MS90728-29	5306-00-226-4822	19	38
96906	MS90728-61	5305-00-543-2419	19	1
			19	10
96906	MS90728-64	5305-00-725-2317	19	4
			19	6
96906	MS9093-11		28	22
96906	MS9245-31	5315-00-411-8985	1	2
96906	MS9284-18		22	3
96906	MS9490-37		18	2
96906	MS9552-206		25	11
21444	M08265518REF25		20	2
05370	M13D		2	1
			2	2
53059	M16293C45		28	20
05370	M2D		2	3
81718	OPW1290	2910-01-228-0231	33	1
89814	PN39421/2INLEA		18	8
63097	P332		23	1
81348	RR-C-271,TYPE 2, CLASS 3	4010-00-171-4512	31	4
53790	RUL114.0-PP		9	3
79154	SERIES700		29	4
79154	STYLE50			29
	6			
79154	STYLE741		28	27
79154	STYLE77			28
	26			
			29	1
			29	3
			29	7
02056	SN100		26	15
			27	7
02056	SIIN1003		18	5
81996	S1112 1300393		5	4
81348	TYPE2,CL2,TRADE NO.4		28	2
53790	UBC114.0		9	2
25547	U2503		1	6
25547	U2506F		4	1
81348	WWP406		30	2
81348	WWU531-05-T-A		30	6
81348	WWU5310STA		25	14
79142	01132		34	17
72582	100018		19	34
75665	1030113		21	2
75665	1030114		21	7

## CROSS-REFERENCE INDEXES

## PART NUMBER INDEX

CAGEC	PART NUMBER	STOCK NUMBER	FIG.	ITEM
75665	1030115		21	5
75665	1030123TYPESXB		21	6
72582	114351		19	26
93115	114707		32	2
93115	115955		32	3
53059	118PERFSS3AF250		28	24
72582	122366	5310-00-136-5712	19	47
97403	13205E6221-2		6	1
97403	13222E5954		31	10
97403	13222E5955-FL1		28	8
97403	13222E5955-FL2		28	17
97403	13222E5955-F2		28	15
97403	13222E5955-F3		28	13
97403	13222E5955-F4		28	10
97403	13222E5955-F5		28	16
97403	13222E5955-F6		28	18
97403	13222E5955-P1		28	14
97403	13222E5955-P5		28	19
97403	13222E5956		9	1
72582	140855		10	3
72582	142224		19	43
33525	1590000420		10	12
97403	193537		16	2
81996	193537-29		5	3
97403	193540		11	1
93115	1949		28	12
81996	198869-1		5	2
81996	198869-2		5	1
63097	2-005-001-406		23	17
63097	2-082-014-100		23	20
63097	2-133-004-492-05		23	42
63097	2-134-001-454		23	29
63097	2-140-014-100		23	11
63097	2-150-031-255		24	1
63097	2-150-036-255C		23	27
63097	2-150-050-255C		23	15
63097	2-261-001-100		23	50
63097	2-283-042-378		23	12
63097	2-288-027-210	3110-01-228-5782	23	10
63097	2-305-020-806-62		24	7
63097	2-306-017-806-62		24	9
63097	2-311-009-80608C		23	33
63097	2-314-007-80662C		23	4
63097	2-315-003-80615C		24	2
63097	2-315-004-806-15		23	39
63097	2-406-003-100		23	37
63097	2-425-001-100-70		23	41
63097	2-448-002-281		23	38
63097	2-460-018-375		23	46
63097	2-465-015-100	4320-01-230-0620	23	26
63097	2-469-002-376C		23	13

## CROSS-REFERENCE INDEXES

## PART NUMBER INDEX

CAGEC	PART NUMBER	STOCK NUMBER	FIG.	ITEM
63097	2-469-002-376C		23	31
63097	2-500-057-610C		23	49
63097	2-503-013-375C		23	2
			23	51
63097	2-505-010-375C		23	22
63097	2-506-011-150		23	36
63097	2-507-011-375		23	8
63097	2-520-020-830C		23	25
63097	2-526-003-100		23	24
63097	2-537-006-240		23	18
63097	2-542-001-376C		23	34
63097	2-542-004-376C		23	5
63097	2-542-008-110C		23	6
63097	2-542-013-110C		23	7
63097	2-542-015-376C		23	30
63097	2-580-002-100		23	44
63097	2-589-004-100		23	32
63097	2-595-012-376		24	5
63097	2-595-208-610		23	48
63097	2-596-035-376C		23	45
63097	2-732-002-250		23	47
63097	2-762-024-100		24	13
63097	2-765-006-371		24	12
63097	2-765-007-371		24	11
63097	2-782-017-255C		23	3
63097	2-782-018-255C		23	14
63097	2-782-023-375		23	23
63097	2-795-031-100		24	14
63097	2-797-013-100		24	8
63097	2-798-015-100		24	4
63097	2-799-033-376		24	6
63097	2-799-040-100		24	10
63097	2-806-014-375C		23	19
63097	2-807-013-375		23	9
63097	2056-008-375	3110-01-228-5783	23	21
21444	2070YBXDZA/M0826		20	1
	5518			
80064	211-463489-C1		14	6
72582	214279		19	35
04366	2188		34	6
95019	230323		22	8
97403	231B-7/2		1	1
97403	231B-8		8	2
97403	231B129		17	1
97403	231B9-32		26	11
97403	231B9-38		26	3
97403	231B9-45		27	4
			28	11
97403	231B9-46		26	4
			28	9
81996	2351 21X		7	1



## CROSS-REFERENCE INDEXES

## PART NUMBER INDEX

CAGEC	PART NUMBER	STOCK NUMBER	FIG.	ITEM
97403	2351-35X		14	1
			14	5
63097	3-005-002-640		23	16
63097	3-406-003-015	4320-01-230-0621	23	35
63097	3-425-002-056-75	2815-01-228-0228	23	40
63097	3-580-151-031	2920-01-228-0229	23	43
63097	3-589-005-052	2815-01-228-0230	23	28
04366	306		34	2
72582	3223379		19	40
97403	32351-A83		14	7
04366	362		34	18
95019	3630626800X		22	13
72582	3796374		10	4
04366	40099		34	45
04366	40136		34	3
04366	407142910-01-228-5765		34	48
04366	408183020-01-155-0184		34	10
04366	41560		34	13
04366	41786		34	9
04366	426006680-00-053-4963		34	21
04366	42660		34	20
04366	42945330-00-605-5824		34	15
04366	4295		34	30
04366	438153020-01-228-5762		34	41
04366	43816		34	40
04366	43817		34	39
04366	44074		34	26
04366	441022910-01-228-5763		34	44
			34	52
72582	441294		19	42
04366	4444		34	49
04366	4494		34	22
04366	45065315-01-229-6093		34	46
04366	46126		34	5
04366	46129		34	23
04366	4644		34	43
04366	4646		34	42
04366	46609		34	14
04366	46800		34	51
04366	468024320-01-228-5764		34	47
04366	46803		34	32
04366	46805		34	54
04366	46806		34	37
04366	46823		34	31
04366	46824		34	11
04366	46835		34	53
81718	5D2910-01-228-5761		33	2
72582	51322012815-00-242-2866		19	3
72582	5192119		19	5
72582	51921425365-00-285-6782		19	18
72582	5192147		19	53

## CROSS-REFERENCE INDEXES

## PART NUMBER INDEX

CAGEC	PART NUMBER	STOCK NUMBER	FIG.	ITEM
72582	5192149		19	41
72582	5192150	2520-00-374-7283	19	12
72582	5192153		19	15
72582	5192154	5310-00-371-6438	19	16
72582	5192156		19	45
72582	5192176		19	31
72582	5192251	3040-00-390-8843	19	9
72582	5192295		19	13
72582	5192416	5330-00-171-6817	19	51
72582	5193420		19	32
72582	5193421	3040-00-354-6873	19	33
72582	5193422	5315-00-282-1151	19	19
72582	5193431	5360-00-597-3868	19	22
72582	5193432	3130-00-374-7260	19	37
72582	5193450		19	44
72582	5194138		19	23
72582	5194140	2520-00-347-3833	19	20
72582	5194141		19	21
72582	5194261		19	
72582	5194290	2520-00-620-5687	19	29
72582	5194581		19	46
72582	5196715	3130-00-354-6922	19	36
72582	5196867		19	28
72582	5197881		19	14
72582	5197882		19	24
72582	5197883		19	25
72582	5197884	2530-00-238-5307	19	30
72582	5199835		19	50
95019	5281X		22	10
93115	56175		32	7
93115	56176		32	8
95019	6.51113		22	4
95019	6.52329		22	9
95019	6.528117		22	12
95019	6.531351KX		22	11
95019	6.540201		22	14
95019	6.58638		22	7
04366	6019		34	29
04366	6054		34	50
04366	6081		34	25
04366	6148		34	7
04366	6255		34	4
04366	6461		34	36
04366	6707		34	34
95019	673311		22	6
04366	6754		34	24
04366	6788		34	28
04366	6840		34	12
04366	6961		34	33
96906	7521306-1	5310-00-865-6073	10	2
97403	7W18828		13	1

## CROSS-REFERENCE INDEXES

## PART NUMBER INDEX

<b>CAGEC</b>	<b>PART NUMBER</b>	<b>STOCK NUMBER</b>	<b>FIG.</b>	<b>ITEM</b>
04366	7063		34	19
82666	71G103/B13-175		30	4
04366	7143		34	27
04366	7176		34	38
04366	7224		34	8
24181	7239		31	1
24181	723918		31	5
04366	7294		34	35
93115	75661		32	6
33525	80308		10	5
95019	9057442400		22	5
24161	9200SB		33	3
93115	934039		32	4
93115	934046		32	5

**CROSS-REFERENCE INDEXES**  
**FIGURE AND ITEM NUMBER INDEX**

<b>FIG.</b>	<b>ITEM</b>	<b>STOCK NUMBER</b>	<b>CAGEC</b>	<b>PART NO.</b>
1	1		97403	231B-7/2
1	2	5315-00-411-8985	96906	MS9245-31
1	3	5310-00-767-9425	96906	MS15795-818
1	4	5315-00-903-5944	96906	MS20392-4C41
1	5		97403	MILG23652
1	6		25547	U2503
1	7		96906	MS27950-24
2	1		05370	M13D
2	2		05370	M13D
2	3		05370	M2D
3	1		73124	IF4-P3
4	1		25547	U2506F
5	1		81996	198869-2
5	2		81996	198869-1
5	3		81996	193537-29
5	4		81996	S1112 1300393
6	1		97403	13205E6221-2
6	2		97403	H768-92
6	3		97403	H772
7	1		81996	2351 21X
8	1		97403	B-2463
8	2		97403	231B-8
9	1		97403	13222E5956
9	2		53790	UBC114.0
9	3		53790	RUL114.0-PP
9	4		81349	MILG18014TYACLA
10	1		81348	FFP386
10	2	5310-00-865-6073	96906	7S21306-1
10	3		72582	140855
10	4		72582	3796374
10	5		33525	80308
10	6		81346	ASTMA42375
10	7	5310-00-851-2674	96906	MS35691-1
10	8	5310-00-933-8121	96906	MS35338-139
10	9		96906	MS35302-6
10	10		80204	ANSIB31.1
10	11		80204	ANSIA106
10	12		33525	1590000420
11	1		97403	193540
12	1		39004	MSC1-7
12	2	5310-00-880-7745	96906	MS51968-11
12	3		96906	MS90725-35
12	4		80204	ANS1B31.1
13	1		97403	7W18828
14	1		97403	2351-35X
14	2	5310-00-763-8921	96906	MS51967-23
14	3	5310-00-680-6823	96906	MS35338-108
14	4		96906	MS90725-180
14	5		97403	2351-35X
14	6		80064	211-463489-C1
14	7		97403	32351-A83

**CROSS-REFERENCE INDEXES**  
**FIGURE AND ITEM NUMBER INDEX**

<b>FIG.</b>	<b>ITEM</b>	<b>STOCK NUMBER</b>	<b>CAGEC</b>	<b>PART NO.</b>
15	1		97403	BG6222S5501
16	1		97403	H482
16	2		97403	193537
17	1		97403	231B129
17	2		19548	FIG161SZA21
17	3		19548	MDL113SZO
17	4		19548	FIG162SZ14021
18	1	5310-00-851-2674	96906	MS35691-1
18	2		96906	MS9490-37
18	3	5330-00-569-7664	97403	MILG12803B
18	4		80204	ANSIB31.1
18	5		02056	S11N1003
18	6		80204	ANS1B31.1
18	7		80204	ANSIB31.1
18	8		89814	PN39421/2INLEA
19			72582	5194261
19	1	5305-00-543-2419	96906	MS90728-61
19	2	5310-00-637-9541	96906	MS35338-46
19	3	2815-00-242-2866	72582	5132201
19	4	5305-00-725-2317	96906	MS90728-64
19	5		72582	5192119
19	6	5305-00-725-2317	96906	MS90728-64
19	7	5310-00-637-9541	96906	MS35338-46
19	8	5315-00-012-4553	96906	MS35756-17
19	9	3040-00-390-8843	72582	5192251
19	10	5305-00-543-2419	96906	MS90728-61
19	11	5310-00-637-9541	96906	MS35338-46
19	12	2520-00-374-7283	72582	5192150
19	13		72582	5192295
19	14		72582	5197881
19	15		72582	5192153
19	16	5310-00-371-6438	72582	5192154
19	17	3020-00-374-7249	77873	CL-6950
19	18	5365-00-285-6782	72582	5192142
19	19	5315-00-282-1151	72582	5193422
19	20	2520-00-347-3833	72582	5194140
19	21		72582	5194141
19	22	5360-00-597-3868	72582	5193431
19	23		72582	5194138
19	24		72582	5197882
19	25		72582	5197883
19	26		72582	114351
19	27	5310-00-209-0786	96906	MS35335-33
19	28		72582	5196867
19	29	2520-00-620-5687	72582	5194290
19	30	2530-00-238-5307	72582	5197884
19	31		72582	5192176
19	32		72582	5193420
19	33	3040-00-354-6873	72582	5193421
19	34		72582	100018
19	35		72582	214279

**CROSS-REFERENCE INDEXES**  
**FIGURE AND ITEM NUMBER INDEX**

FIG.	ITEM	STOCK NUMBER	CAGEC	PART NO.
19	36	3130-00-354-6922	72582	5196715
19	37	3130-00-374-7260	72582	5193432
19	38	5306-00-226-4822	96906	MS90728-29
19	39		96906	MS35338-45
19	40		72582	3223379
19	41		72582	5192149
19	42		72582	441294
19	43		72582	142224
19	44		72582	5193450
19	45		72582	5192156
19	46		72582	5194581
19	47	5310-00-136-5712	72582	122366
19	48	4730-00-050-4208	96906	MS15003-1
19	49	5305-00-988-1721	96906	MS35206-277
19	50		72582	5199835
19	51	5330-00-171-6817	72582	5192416
19	52	4730-00-050-4208	96906	MS15003-1
19	53		72582	5192147
20			21444	MO8265518REF100
20	1		21444	2070YBXDZA/M0826 5518
20	2		21444	M08265518REF25
20	3		21444	M08265518
20	4		21444	M08265518REF22
20	5		21444	MO8265518REF14
20	6		21444	M08265518REF12
20	7		21444	M08265518REF15
20	8		21444	M08265518REF21
20	9		21444	MO8265518REF13
20	10		21444	M08265518
20	11		21444	M08265518
20	12		21444	M08265518
20	13		21444	M08265518
20	14		21444	MO8265518REF5
20	15		21444	M08265518REF2,RE F3
20	16		21444	MO8265518REF20
20	17		21444	M08265518REF1AB2 -50 AND 51
20	18		21444	MO8265518REF1AB2 57
20	19		21444	MO8265518REF1AB2 64
20	20		21444	M08265518
20	21		21444	MO8265518REF1A
20	22		21444	M08265518REF1AB2 62
20	23		21444	MO8265518REF1AB2 52,53,54
20	24		21444	M08265518REF1AB2 55

**CROSS-REFERENCE INDEXES**  
**FIGURE AND ITEM NUMBER INDEX**

FIG.	ITEM	STOCK NUMBER	CAGEC	PART NO.
20	25		21444	M08265518REF19
20	26		21444	M08265518REF1
20	27		21444	M08265518REF5A1, 5A2
20	28		21444	M08265518REF5A7
20	29		21444	M08265518REF5A3
20	30		21444	M08265518REF5A10 ,5A11
20	31		21444	M08265518REF5A9
20	32		21444	M08265518REF5A5
20	33		21444	MO8265518REF5A4
20	34		21444	M08265518REF4A1, 2
20	35		21444	M08265518REF4A10
20	36		21444	MO8265518REF4A5
20	37		21444	M08265518REF4A3
20	38		21444	M08265518REF21A
20	39		21444	M08265518REF12A
20	40		21444	M08265518
20	41		21444	MO8265518REF7
20	42		21444	M08265518REF10
20	43		21444	M08265518REF23
20	44		21444	MO8265518REF24
21	1		75665	C280
21	2		75665	1030113
21	3		75665	GRSZNPLTD
21	4		75665	HEXSOC-CUPPT
21	5		75665	1030115
21	6		75665	1030123TYPESXB
21	7		75665	1030114
22	1	5310-00-965-1800	96906	MS51971-4
22	2	5310-00-184-8628	96906	MS15795-816
22	3		96906	MS9284-18
22	4		95019	6.51113
22	5		95019	9057442400
22	6		95019	673311
22	7		95019	6.58638
22	8		95019	230323
22	9		95019	6.52329
22	10		95019	5281X
22	11		95019	6.531351KX
22	12		95019	6.528117
22	13		95019	3630626800X
22	14		95019	6.540201
23	1		63097	P332
23	2		63097	2-503-013-375C
23	3		63097	2-782-017-255C
23	4		63097	2-314-007-80662C
23	5		63097	2-542-004-376C
23	6		63097	2-542-008-110C
23	7		63097	2-542-013-110C

**CROSS-REFERENCE INDEXES**  
**FIGURE AND ITEM NUMBER INDEX**

<b>FIG.</b>	<b>ITEM</b>	<b>STOCK NUMBER</b>	<b>CAGEC</b>	<b>PART NO.</b>
23	8		63097	2-507-011-375
23	9		63097	2-807-013-375
23	10	3110-01-228-5782	63097	2-288-027-210
23	11		63097	2-140-014-100
23	12		63097	2-283-042-378
23	13		63097	2-469-002-376C
23	14		63097	2-782-018-255C
23	15		63097	2-150-050-255C
23	16		63097	3-005-002-640
23	17		63097	2-005-001-406
23	18		63097	2-537-006-240
23	19		63097	2-806-014-375C
23	20		63097	2-082-014-100
23	21	3110-01-228-5783	63097	2056-008-375
23	22		63097	2-505-010-375C
23	23		63097	2-782-023-375
23	24		63097	2-526-003-100
23	25		63097	2-520-020-830C
23	26	4320-01-230-0620	63097	2-465-015-100
23	27		63097	2-150-036-255C
23	28	2815-01-228-0230	63097	3-589-005-052
23	29		63097	2-134-001-454
23	30		63097	2-542-015-376C
23	31		63097	2-469-002-376C
23	32		63097	2-589-004-100
23	33		63097	2-311-009-80608C
23	34		63097	2-542-001-376C
23	35	4320-01-230-0621	63097	3-406-003-015
23	36		63097	2-506-011-150
23	37		63097	2-406-003-100
23	38		63097	2-448-002-281
23	39		63097	2-315-004-806-15
23	40	2815-01-228-0228	63097	3-425-002-056-75
23	41		63097	2-425-001-100-70
23	42		63097	2-133-004-492-05
23	43	2920-01-228-0229	63097	3-580-151-031
23	44		63097	2-580-002-100
23	45		63097	2-596-035-376C
23	46		63097	2-460-018-375
23	47		63097	2-732-002-250
23	48		63097	2-595-208-610
23	49		63097	2-500-057-610C
23	50		63097	2-261-001-100
23	51		63097	2-503-013-375C
24	1		63097	2-150-031-255
24	2		63097	2-315-003-80615C
24	3		63097	LM3795903
24	4		63097	2-798-015-100
24	5		63097	2-595-012-376
24	6		63097	2-799-033-376
24	7		63097	2-305-020-806-62



**CROSS-REFERENCE INDEXES**  
**FIGURE AND ITEM NUMBER INDEX**

<b>FIG.</b>	<b>ITEM</b>	<b>STOCK NUMBER</b>	<b>CAGEC</b>	<b>PART NO.</b>
24	8		63097	2-797-013-100
24	9		63097	2-306-017-806-62
24	10		63097	2-799-040-100
24	11		63097	2-765-007-371
24	12		63097	2-765-006-371
24	13		63097	2-762-024-100
24	14		63097	2-795-031-100
25	1		90854	H0052
25	2		80204	ANS15163
25	3		80204	ANSIB1613
25	4		96906	MS51846A-60
25	5		82666	FIGB103
25	6		82666	FIG103/B13-175
25	7		80204	ANSIB163
25	8	5310-00-768-0319	96906	MS51968-2
25	9	5310-00-933-8121	96906	MS35338-139
25	10	5305-00-226-7234	96906	MS90725-26
25	11		96906	MS9552-206
25	12		80204	ANSIB31.1
25	13		80204	ANSIB31.1
25	14		81348	WWU5310STA
25	15	4730-00-253-4414	96906	MS39230-4
26	1	5310-00-903-5966	96906	MS51971-1
26	2		96906	MS35307-319
26	3		97403	231B9-38
26	4		97403	231B9-46
26	5		80204	ANSIB31.1
26	6		80204	ANSIB31.1
26	7		80204	ANSIB31.1
26	8	5310-00-488-9327	96906	MS35650-3394
26	9		96906	MS35764-1449
26	10		80204	ANSIB31.1
26	11		97403	231B9-32
26	12		80204	ANSIB31.1
26	13		80204	ANSIB31.1
26	14		80204	ANSIB31.1
26	15		02056	SIINIOO
27	1	5310-00-903-5966	96906	MS51971-1
27	2		96906	MS35307-319
27	3		80204	ANSIB31.1
27	4		97403	231B9-45
27	5		80204	ANSIB31.1
27	6		80204	ANSIB31.1
27	7		02056	SIIN100
28	1	4730-00-054-6226	96906	MS27024-18
28	2		81348	TYPE2,CL2,TRADE NO.4
28	3	5330-00-899-4509	96906	MS27030-9
28	4		96906	MS27029-18NPN
28	5		96906	MS51953-270
28	6		96906	MS35307-319

**CROSS-REFERENCE INDEXES**  
**FIGURE AND ITEM NUMBER INDEX**

FIG.	ITEM	STOCK NUMBER	CAGEC	PART NO.
28	7	5310-00-903-5966	96906	MS51971-1
28	8		97403	13222E5955-FL1
28	9		97403	231B9-46
28	10		97403	13222E5955-F4
28	11		97403	231B9-45
28	12		93115	1949
28	13		97403	13222E5955-F3
28	14		97403	13222E5955-P1
28	15		97403	13222E5955-F2
28	16		97403	13222E5955-F5
28	17		97403	13222E5955-FL2
28	18		97403	13222E5955-F6
28	19		97403	13222E5955-P5
28	20		53059	M16293C45
28	21		96906	MS9015-14
28	22		96906	MS9093-11
28	23		53059	CAP3AF250
28	24		53059	118PERFSS3AF250
28	25		53059	GAS3AF250
28	26		79154	STYLE77
28	27		79154	STYLE741
29	1		79154	STYLE77
29	2		80204	ANSIB31.1
29	3		79154	STYLE77
29	4		79154	SERIES700
29	5		80204	ANSIB31.1
29	6		79154	STYLE50
29	7		79154	STYLE77
30	1		82666	FIG181
30	2		81348	WWP406
30	3		82666	FIG8103
30	4		82666	716G103/B13-175
30	5		80204	ANSIB16.3
30	6		81348	WWU531-05-T-A
30	7		80204	ANSIB16.3
30	8		80204	ANSIB16.3
30	9		82666	FIGB31?
31	1		24181	7239
31	2		96906	MS27030-9
31	3	4030-00-174-1243	96906	MS87006-2
31	4	4010-00-171-4512	81348	RR-C-271, TYPE 2, • CLASS 3
31	5		24181	723918
31	6		80204	ANSIA106
31	7		82666	FIGB103
31	8		82666	FIGB103-P
31	9		80204	ANS1516.3
31	10		97403	13222E5954
32	1		93115	MDL143
32	2		93115	114707
32	3		93115	115955

**CROSS-REFERENCE INDEXES**  
**FIGURE AND ITEM NUMBER INDEX**

FIG.	ITEM	STOCK NUMBER	CAGEC	PART NO.
32	4		93115	934039
32	5		93115	934046
32	6		93115	75661
32	7		93115	56175
32	8		93115	56176
32	9		93115	MDL143
33	1	2910-01-228-0231	81718	OPW1290
33	2	2910-01-228-5761	81718	5D
33	3		24161	9200SB
33	4		81349	MIL-H-370 TYPE 2 CLASS 1 STYLE A
34	1		04366	MS30A1
34	2		04366	306
34	3		04366	40136
34	4		04366	6255
34	5		04366	46126
34	6		04366	2188
34	7		04366	6148
34	8		04366	7224
34	9		04366	41786
34	10	3020-01-155-0184	04366	40818
34	11		04366	46824
34	12		04366	6840
34	13		04366	41560
34	14		04366	46609
34	15	5330-00-605-5824	04366	4294
34	16	5305-00-059-3655	96906	MS51958-59
34	17		79142	01132
34	18		04366	362
34	19		04366	7063
34	20		04366	42660
34	21	6680-00-053-4963	04366	42600
34	22		04366	4494
34	23		04366	46129
34	24		04366	6754
34	25		04366	6081
34	26		04366	44074
34	27		04366	7143
34	28		04366	6788
34	29		04366	6019
34	30		04366	4295
34	31		04366	46823
34	32		04366	46803
34	33		04366	6961
34	34		04366	6707
34	35		04366	7294
34	36		04366	6461
34	37		04366	46806
34	38		04366	7176
34	39		04366	43817
34	40		04366	43816

**CROSS-REFERENCE INDEXES**  
**FIGURE AND ITEM NUMBER INDEX**

<b>FIG.</b>	<b>ITEM</b>	<b>STOCK NUMBER</b>	<b>CAGEC</b>	<b>PART NO.</b>
34	41	3020-01-228-5762	04366	43815
34	42		04366	4646
34	43		04366	4644
34	44	2910-01-228-5763	04366	44102
34	45		04366	40099
34	46	5315-01-229-6093	04366	4506
34	47	4320-01-228-5764	04366	46802
34	48	2910-01-228-5765	04366	40714
34	49		04366	4444
34	50		04366	6054
34	51		04366	46800
34	52	2910-01-228-5763	04366	44102
34	53		04366	46835
34	54		04366	46805

By Order of the Secretary of the Army:

**CARL E. VUONO**  
*General, United States Army*  
*Chief of Staff*

Official:

**THOMAS F. SIKORA**  
*Brigadier General, United States Army*  
*The Adjutant General*

DISTRIBUTION:

To be distributed in accordance with DA Form 12-25E, (qty. rqr. bl. no. 0248).




FILL IN YOUR  
UNIT'S ADDRESS



FOLD BACK

DEPARTMENT OF THE ARMY



OFFICIAL BUSINESS

COMMANDER  
U.S. ARMY TROOP SUPPORT COMMAND  
ATTN: AMSTR-MMTS  
4300 GOODFELLOW BOULEVARD  
ST. LOUIS, MO 63120-1798

TEAR ALONG PERFORATED LINE

## The Metric System and Equivalents

### *Linear Measure*

1 centimeter = 10 millimeters = .39 inch  
 1 decimeter = 10 centimeters = 3.94 inches  
 1 meter = 10 decimeters = 39.37 inches  
 1 dekameter = 10 meters = 32.8 feet  
 1 hectometer = 10 dekameters = 328.08 feet  
 1 kilometer = 10 hectometers = 3,280.8 feet

### *Liquid Measure*

1 centiliter = 10 milliliters = .34 fl. ounce  
 1 deciliter = 10 centiliters = 3.38 fl. ounces  
 1 liter = 10 deciliters = 33.81 fl. ounces  
 1 dekaliter = 10 liters = 2.64 gallons  
 1 hectoliter = 10 dekaliters = 26.42 gallons  
 1 kiloliter = 10 hectoliters = 264.18 gallons

### *Weights*

1 centigram = 10 milligrams = .15 grain  
 1 decigram = 10 centigrams = 1.54 grains  
 1 gram = 10 decigrams = .035 ounce  
 1 dekagram = 10 grams = .35 ounce  
 1 hectogram = 10 dekagrams = 3.52 ounces  
 1 kilogram = 10 hectograms = 2.2 pounds  
 1 quintal = 100 kilograms = 220.46 pounds  
 1 metric ton = 10 quintals = 1.1 short tons

### *Square Measure*

1 sq. centimeter = 100 sq. millimeters = .155 sq. inch  
 1 sq. decimeter = 100 sq. centimeters = 15.5 sq. inches  
 1 sq. meter (centare) = 100 sq. decimeters = 10.76 sq. feet  
 1 sq. dekameter (are) = 100 sq. meters = 1,076.4 sq. feet  
 1 sq. hectometer (hectare) = 100 sq. dekameters = 2.47 acres  
 1 sq. kilometer = 100 sq. hectometers = .386 sq. mile

### *Cubic Measure*

1 cu. centimeter = 1000 cu. millimeters = .06 cu. inch  
 1 cu. decimeter = 1000 cu. centimeters = 61.02 cu. inches  
 1 cu. meter = 1000 cu. decimeters = 35.31 cu. feet

### Approximate Conversion Factors

<i>To change</i>	<i>To</i>	<i>Multiply by</i>	<i>To change</i>	<i>To</i>	<i>Multiply by</i>
inches	centimeters	2.540	ounce-inches	newton-meters	.007062
feet	meters	.305	centimeters	inches	.394
yards	meters	.914	meters	feet	3.280
miles	kilometers	1.609	meters	yards	1.094
square inches	square centimeters	6.451	kilometers	miles	.621
square feet	square meters	.093	square centimeters	square inches	.155
square yards	square meters	.836	square meters	square feet	10.764
square miles	square kilometers	2.590	square meters	square yards	1.196
acres	square hectometers	.405	square kilometers	square miles	.386
cubic feet	cubic meters	.028	square hectometers	acres	2.471
cubic yards	cubic meters	.765	cubic meters	cubic feet	35.315
fluid ounces	milliliters	29,573	cubic meters	cubic yards	1.308
pints	liters	.473	milliliters	fluid ounces	.034
quarts	liters	.946	liters	pints	2.113
gallons	liters	3.785	liters	quarts	1.057
ounces	grams	28.349	liters	gallons	.264
pounds	kilograms	.454	grams	ounces	.035
short tons	metric tons	.907	kilograms	pounds	2.205
pound-feet	newton-meters	1.356	metric tons	short tons	1.102
pound-inches	newton-meters	.11296			

### Temperature (Exact)

°F	Fahrenheit temperature	5/9 (after subtracting 32)	Celsius temperature	°C
----	------------------------	----------------------------	---------------------	----



